



Cornell University
College of Agriculture and Life Sciences

Postgraduate Report

Bachelor of Science

Class of 2015



College of Agriculture and Life Sciences
Office of Student Services
Career Development
Cornell University
140 Roberts Hall
Ithaca, NY 14853
607.255.2257
alscdo@cornell.edu
career.cals.cornell.edu



Cornell University
College of Agriculture and Life Sciences

Summary of Postgraduate Activity
CALS 2015 Bachelor of Science Recipients

Major Field of Study	Total Graduates	Total Resoondents	Employed	Grad/Prof School	Seeking Employment	Other
Agricultural Sciences	27	19	79%	16%	0%	5%
Animal Science	107	79	30%	52%	8%	10%
Applied Economics and Mgmt	251	227	86%	6%	6%	2%
Atmospheric Science	6	6	50%	50%	0%	0%
Biological Engineering	41	34	21%	68%	9%	3%
Biological Sciences	161	118	39%	31%	14%	17%
Biology & Society	48	42	50%	21%	10%	19%
Biometry & Statistics	17	17	71%	12%	12%	6%
Communication	86	76	79%	9%	7%	5%
Development Sociology	32	30	23%	27%	33%	17%
Entomology	5	3	33%	33%	0%	33%
Environmental Engineering	15	12	42%	50%	8%	0%
Envr/Sustainability Sciences	4	4	50%	25%	25%	0%
Food Science	33	32	50%	28%	9%	13%
Information Science	16	13	62%	15%	15%	8%
Inter Agriculture & Rural Dev	22	16	63%	19%	6%	13%
Interdisciplinary Studies	58	29	59%	10%	17%	14%
Landscape Architecture	10	6	50%	17%	33%	0%
Natural Resources	38	26	42%	27%	15%	15%
Nutritional Sciences	23	20	5%	40%	15%	40%
Plant Sciences	19	15	40%	40%	13%	7%
Science of Earth Systems	6	6	0%	67%	0%	33%
Science of Nat & Envir Sys	19	19	53%	26%	21%	0%
Viticulture and Enology	9	9	67%	0%	22%	11%
TOTALS (including double majors)	1053	858 (81%)	57%	24%	10%	9%



Cornell University

College of Agriculture and Life Sciences

Beginning Annual Salaries CALs 2015 Bachelor of Science Recipients

Major Field of Study	Number Reporting	Low	High	Average	Median
Agricultural Sciences	8	\$10,800	\$65,000	\$37,380	\$37,500
Animal Science	21	\$17,500	\$60,000	\$40,721	\$43,000
Applied Economics and Mgmt	171	\$27,500	\$105,000	\$69,169	\$70,000
Atmospheric Science	2 **				
Biological Engineering	4	\$27,500	\$68,000	\$46,875	\$46,000
Biological Sciences	32	\$5,200	\$85,000	\$39,079	\$36,220
Biology & Society	17	\$4,800	\$74,000	\$47,377	\$50,000
Biometry & Statistics	9	\$30,000	\$110,000	\$70,666	\$67,995
Communication	34	\$2,600	\$80,000	\$48,703	\$44,000
Development Sociology	4	\$12,000	\$64,000	\$34,750	\$31,500
Entomology	1 **				
Environmental Engineering	3	\$20,800	\$60,000	\$43,933	\$51,000
Envr/Sustainability Sciences	1 **				
Food Science	12	\$11,000	\$70,000	\$50,030	\$50,500
Information Science	3	\$75,000	\$90,000	\$83,333	\$85,000
Inter Agriculture & Rural Dev	8	\$2,000	\$65,000	\$33,052	\$30,625
Interdisciplinary Studies	15	\$7,500	\$70,000	\$38,071	\$35,360
Landscape Architecture	3	\$28,454	\$50,000	\$39,818	\$41,000
Natural Resources	6	\$2,000	\$50,000	\$28,480	\$26,000
Nutritional Sciences	0 **				
Plant Sciences	4	\$3,000	\$41,600	\$18,650	\$15,000
Science of Earth Systems	0 **				
Science of Nat & Envir Sys	6	\$29,120	\$65,000	\$45,607	\$45,000
Viticulture and Enology	3	\$36,400	\$41,600	\$39,667	\$41,000
Totals (including double majors)	369	\$2,000	\$110,000	\$ 55,519	\$56,000

** Fewer than three salaries reported; not statistically significant to report

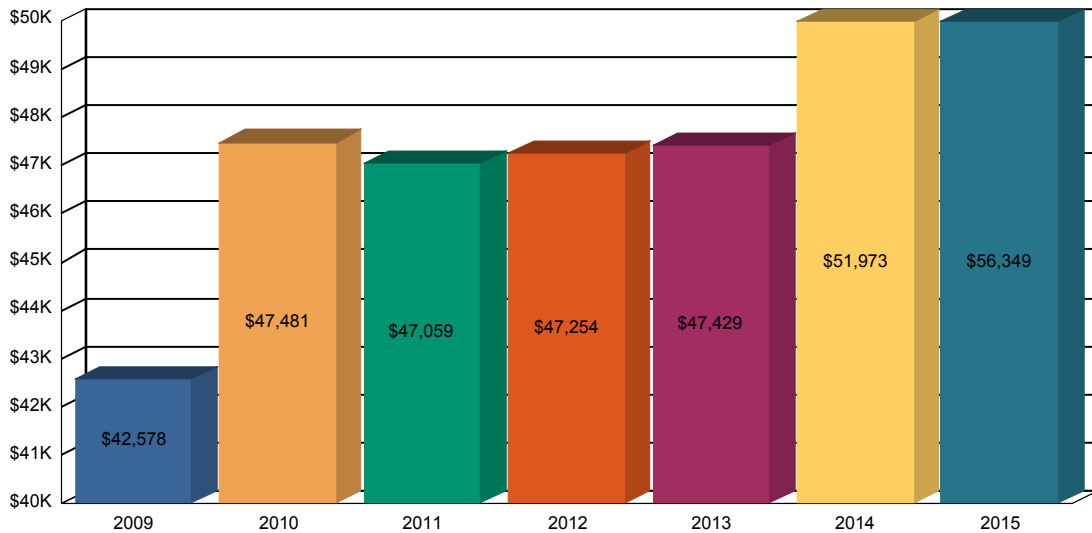
Postgraduation Activity Patterns

CALS B.S. Recipients 2009-2015

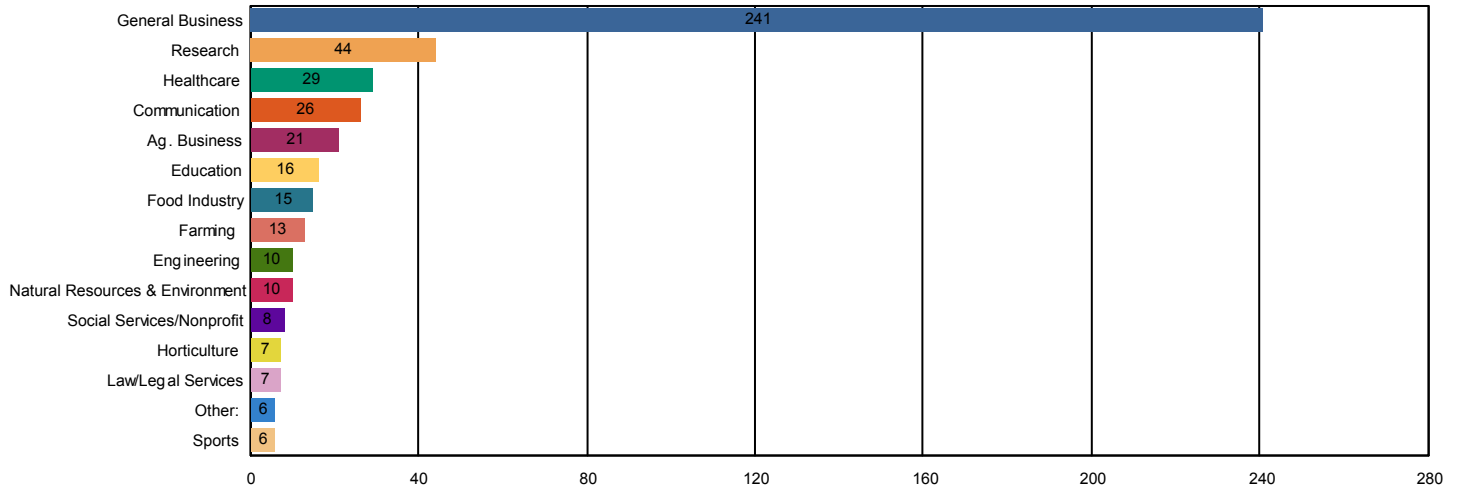
	2009	2010	2011	2012	2013	2014	2015
Employed	50.5%	47.1%	53.5%	52.2%	54.0%	52.4%	57.0%
Graduate/Professional School	32.5%	28.4%	23.4%	23.3%	18.1%	20.7%	23.6%
Other Plans*	8.2%	13.4%	8.7%	10.0%	11.3%	12.1%	8.9%
Seeking Employment	8.7%	11.1%	14.3%	14.5%	16.6%	14.9%	10.5%

Beginning Mean Annual Salaries

CALS B.S. Recipients 2009-2015



Fields of Employment CALs 2015 B.S. Recipients

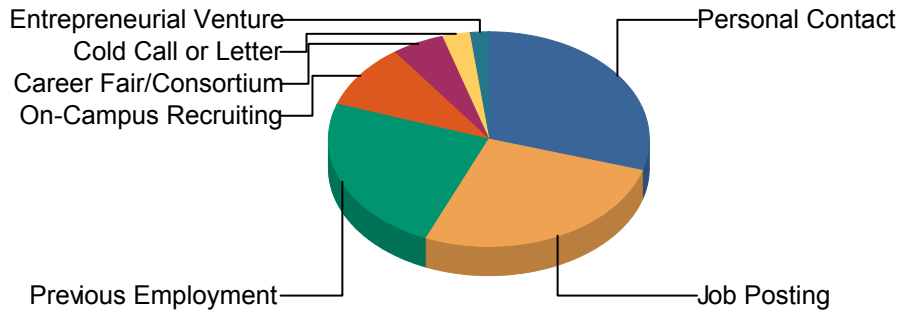


Employment by Sector CALs B.S. Recipients 2009-2015

	2009	2010	2011	2012	2013	2014	2015
Education	11.6%	9.6%	11.2%	8.9%	8.7%	5.7%	8.5%
For Profit	72.5%	79.0%	78.4%	81.9%	79.7%	83.4%	83.5%
Government	9.6%	8.7%	4.2%	4.3%	4.5%	4.4%	2.6%
Other Nonprofit	6.3%	2.7%	6.2%	4.8%	7.2%	6.4%	5.3%

How Undergraduates Found Jobs

CALS 2015 B.S. Recipients



Personal Contact	29.6%
Job Posting	26.8%
Previous Employment	24.0%
On-Campus Recruiting	9.7%
Career Fair/Consortium	5.3%
Cold Call or Letter	2.8%
Entrepreneurial Venture	1.9%
Total:	100.0%

Graduate/Professional Degrees Pursued

CALS 2015 B.S. Recipients

	Total
MS/MA	39
PhD	27
MD	18
DVM	15
MPS	9
JD	4
MEN	3
MPH	3
RD	3
DDS	2
BSN/MSN	1
Certification/License	1
DO	1
DVM/PhD	1
MBA	1
MD/MPH	1
MD/PhD	1
MHA	1
MPA	1
MPH/RD	1
Post-bac	1
PsyD	1
Total	135

Salary Trends by Major

CAL S B.S. Recipients 2013-2015

Salary data with fewer than three responses are not considered statistically significant for reporting. Figures are based on those responding with salary information

		2015	2014	2013
All Majors	Num reporting	352	313	299
	High	\$110,000	\$110,000	\$100,000
	Low	\$2,000	\$6,000	\$3,000
	Mean	\$55,421	\$50,863	\$46,407
	Median	\$56,000	\$50,000	\$46,000
Agricultural Science Education	Num reporting	0	0	2
	High	n/a	n/a	n/a
	Low	n/a	n/a	n/a
	Mean	n/a	n/a	n/a
	Median	n/a	n/a	n/a
Agricultural Sciences	Num reporting	8	12	14
	High	\$65,000	\$55,000	\$80,000
	Low	\$10,800	\$9,600	\$16,640
	Mean	\$37,380	\$39,875	\$38,304
	Median	\$37,500	\$42,250	\$38,500
Animal Science	Num reporting	21	25	29
	High	\$60,000	\$77,000	\$75,000
	Low	\$17,500	\$6,000	\$10,400
	Mean	\$40,721	\$33,792	\$35,784
	Median	\$43,000	\$35,000	\$34,225
Applied Economics and Mgmt	Num reporting	171	153	112
	High	\$105,000	\$105,000	\$100,000
	Low	\$27,500	\$24,960	\$33,000
	Mean	\$69,169	\$63,185	\$61,637
	Median	\$70,000	\$65,000	\$65,000
Atmospheric Science	Num reporting	2	1	3
	High	n/a	n/a	\$45,032
	Low	n/a	n/a	\$10,000
	Mean	n/a	n/a	\$32,344
	Median	n/a	n/a	\$42,000
Biological Engineering	Num reporting	4	3	2
	High	\$68,000	\$64,000	n/a
	Low	\$27,500	\$27,000	n/a
	Mean	\$46,875	\$42,813	n/a
	Median	\$46,000	\$37,440	n/a
Biological Sciences	Num reporting	32	22	24
	High	\$85,000	\$68,000	\$71,000
	Low	\$5,200	\$7,000	\$3,000
	Mean	\$39,079	\$36,126	\$28,430
	Median	\$36,220	\$35,000	\$30,600
Biology & Society	Num reporting	17	10	10
	High	\$74,000	\$50,000	\$60,000
	Low	\$4,800	\$13,000	\$11,460
	Mean	\$47,377	\$34,762	\$34,898
	Median	\$50,000	\$40,000	\$39,760
Biometry & Statistics	Num reporting	9	6	6
	High	\$110,000	\$72,500	\$63,003
	Low	\$30,000	\$60,000	\$10,800
	Mean	\$70,666	\$67,833	\$42,199
	Median	\$67,995	\$69,500	\$50,750

		2015	2014	2013
Communication	Num reporting	34	26	33
	High	\$80,000	\$80,000	\$70,000
	Low	\$2,600	\$9,100	\$3,000
	Mean	\$48,703	\$44,386	\$40,818
	Median	\$44,000	\$44,860	\$40,000
Development Sociology	Num reporting	4	5	5
	High	\$64,000	\$60,000	\$75,000
	Low	\$12,000	\$20,800	\$11,460
	Mean	\$34,750	\$37,584	\$44,468
	Median	\$31,500	\$38,000	\$43,000
Entomology	Num reporting	1	0	2
	High	n/a	n/a	n/a
	Low	n/a	n/a	n/a
	Mean	n/a	n/a	n/a
	Median	n/a	n/a	n/a
Environmental Engineering	Num reporting	3	3	1
	High	\$60,000	\$52,000	n/a
	Low	\$20,800	\$40,000	n/a
	Mean	\$43,933	\$47,333	n/a
	Median	\$51,000	\$50,000	n/a
Envr/Sustainability Sciences	Num reporting	1	0	0
	High	n/a	n/a	n/a
	Low	n/a	n/a	n/a
	Mean	n/a	n/a	n/a
	Median	n/a	n/a	n/a
Food Science	Num reporting	12	17	10
	High	\$70,000	\$65,000	\$60,000
	Low	\$11,000	\$27,040	\$24,960
	Mean	\$50,030	\$48,346	\$49,546
	Median	\$50,500	\$46,800	\$56,250
Information Science	Num reporting	3	5	9
	High	\$90,000	\$110,000	\$100,000
	Low	\$75,000	\$62,000	\$50,000
	Mean	\$83,333	\$84,800	\$73,500
	Median	\$85,000	\$93,000	\$70,000
Inter Agriculture & Rural Dev	Num reporting	8	4	8
	High	\$65,000	\$75,000	\$52,000
	Low	\$2,000	\$24,000	\$3,000
	Mean	\$33,052	\$49,750	\$28,125
	Median	\$30,625	\$50,000	\$31,500
Interdisciplinary Studies	Num reporting	15	6	11
	High	\$70,000	\$54,000	\$77,000
	Low	\$7,500	\$24,960	\$27,000
	Mean	\$38,071	\$39,193	\$43,612
	Median	\$35,360	\$38,100	\$40,000
Landscape Architecture	Num reporting	3	4	6
	High	\$50,000	\$40,560	\$60,000
	Low	\$28,454	\$11,136	\$45,000
	Mean	\$39,818	\$25,099	\$50,113
	Median	\$41,000	\$24,350	\$48,960
Natural Resources	Num reporting	6	10	11
	High	\$50,000	\$55,000	\$43,680
	Low	\$2,000	\$6,000	\$4,000
	Mean	\$28,480	\$27,641	\$24,279
	Median	\$26,000	\$22,111	\$25,000

		2015	2014	2013
Nutritional Sciences	Num reporting	0	3	3
	High	n/a	\$45,000	\$47,819
	Low	n/a	\$24,960	\$19,760
	Mean	n/a	\$36,653	\$35,860
	Median	n/a	\$40,000	\$40,000
Plant Sciences	Num reporting	4	4	8
	High	\$41,600	\$37,440	\$34,000
	Low	\$3,000	\$9,600	\$6,600
	Mean	\$18,650	\$20,340	\$23,997
	Median	\$15,000	\$17,160	\$26,427
Science of Earth Systems	Num reporting	0	1	2
	High	n/a	n/a	n/a
	Low	n/a	n/a	n/a
	Mean	n/a	n/a	n/a
	Median	n/a	n/a	n/a
Science of Nat & Envir Sys	Num reporting	6	6	6
	High	\$65,000	\$72,500	\$55,000
	Low	\$29,120	\$23,400	\$6,000
	Mean	\$45,607	\$38,970	\$35,726
	Median	\$45,000	\$33,980	\$43,050
Viticulture and Enology	Num reporting	3	3	5
	High	\$41,600	\$40,000	\$31,200
	Low	\$36,400	\$35,000	\$18,720
	Mean	\$39,667	\$37,480	\$25,968
	Median	\$41,000	\$37,440	\$24,960

Salary data with fewer than three responses are not considered statistically significant for reporting. Figures are based on those responding with salary information.



Cornell University

College of Agriculture and Life Sciences

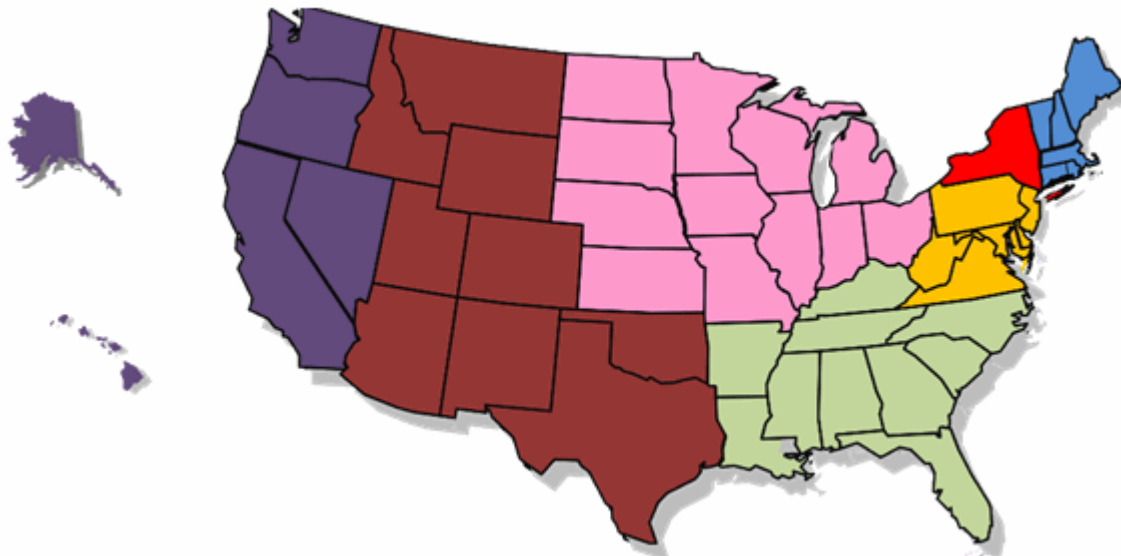
All CALS Majors

Class of 2015 Bachelor of Science Recipients

Salary Information

	2015
Num Reporting	352
High:	\$110,000
Low:	\$2,000
Mean:	\$55,421
Median:	\$56,000

	High	Low	Mean	Median	Count	%
NY Metro	\$105,000	\$12,480	\$66,135	\$70,000	155	44%
West	\$85,000	\$20,800	\$53,996	\$54,550	40	11%
Mid Atlantic	\$110,000	\$7,500	\$49,369	\$48,000	39	11%
Upstate NY	\$80,000	\$5,200	\$38,221	\$40,000	35	10%
New England	\$75,000	\$2,600	\$45,179	\$47,000	28	8%
Midwest	\$85,000	\$11,000	\$51,504	\$55,000	20	6%
Foreign	\$95,000	\$2,000	\$43,031	\$43,720	14	4%
Southeast	\$90,000	\$24,960	\$48,453	\$45,760	11	3%
Southwest	\$85,000	\$3,000	\$40,380	\$44,500	10	3%



Class of 2015 Bachelor of Science Recipients

Alphabetical Listing of Employers

Accenture	Cornerstone Research	Johns Hopkins University
AgriCorps	Cravath, Swaine & Moore LLP	Johnson & Johnson
Albany Medical Center	Crow's Nest Digital LLC	JPMorgan Chase & Co.
ALDI Inc.	Dairy One Cooperative	Kaplan Test Prep
Alliance Dairies	Defined Health	Kauai Endangered Seabird Restoration Project
Alpha Phi International Fraternity	Deloitte Consulting	KCAU-TV ABC News 9
Alston & Bird	Delta Airlines	KPMG
Alta Genetics	Deutsche Bank	L2 Inc.
Amazon	Diageo	Lacek Group (The)
AMC Networks	Dickinson College	LaGuardia Design
America Succeeds	DocuSign	Land O'Lakes
American Association for the Advancement of Science	DuPont	Lazard
American Express	eClinicalWorks	Liberty Mutual Insurance
AmeriCorps	Emerald Flora	Lockton Companies
Analysis Group	Epic	Luo Minmin-National Institute of Biological Science Beijing
Arcadis	Evercore Partners	Lux Research
Ariosa Diagnostics/Roche	Everlane	M&T Bank
Associated Press	EY	Mahindra & Mahindra
Bain & Company	Facebook	Makovsky
Bank of America Merrill Lynch	Farm Credit East	Manhattan Psychiatric Center
Barclays	Farm School (The)	MasterCard
Barnum School	Fidelity Investments	Maxus
BB&T Capital Markets	Financial Technology Partners	McChrystal Group
Beachbody, LLC	Five by Five	Mercer
BlackRock	Gap Inc.	MetroPlus Health Plan
Blackstone	General Electric	MHT MidSpan
Bloomberg	Gerson & Gerson, Inc.	Microsoft
Bloomingdale's	GHD Engineering Consultants	Moelis & Company
Blue Sky Sports & Entertainment	Goldman Sachs	Mohawk Valley Community College
Boeing Company (The)	Google Inc.	Morgan Stanley
Boisset Collection	Guggenheim Partners	MRAG Americas
Booz Allen Hamilton	Guidepoint Global	MTS Health Partners L.P.
Boston Consulting Group (The)	Halton Construction, Inc	MuleSoft
Brean Capital	Holtz-Nelson Dairy Consultants	My-T Acres
Byrne Dairy	Hop Head Farms, LLC	NAMI
Cadent Consulting Group	Horizon Media	National Institutes of Health
Cadwalader, Wickersham & Taft LLP	HSBC	National Oceanic and Atmospheric Administration
Capital One	IBM	Neiman Marcus
CareOne Management LLC	IceRobotics Ltd.	Nestlé
Cargill	In The Game Sports	Neuberger Berman
Centers for Disease Control and Prevention	Indus Valley Partners	New York State Farm Bureau
Chapman Construction/Design	Intel	Nielsen
Citi	International Food Network	Nomura
City National Bank	International Research Foundation for RSD/CRPS	North Point Advisors
Cleary Gottlieb Steen & Hamilton LLP	Interrupción Fair Trade	NYC Department of Education
CoBank	inVentiv Health Group	NYL Investors LLC
Colonial Veterinary Hospital	Jacobi Medical Center	Oliver Wyman
Columbia University	JBG Companies	OMD Worldwide
Contemporaries, Inc.	JBS	Omnicom Media Group
Cornell University	Jefferies LLC	

Ontario Reign Professional Hockey
Optiver
Oracle
Oscar Health Insurance
Pacific Fertility Center
Pangea Farm LLC
Perella Weinberg Partners
PJM Interconnection
Pleasant Valley Farms
Point72 Asset Management
PredictSpring
PricewaterhouseCoopers
Professional NBA Team
Prudential Financial
PwC
Rabobank
Ralph Lauren
RBC Capital Markets
Red Jacket Orchards
Resource Energy Systems
Rockefeller University (The)
Russell Reynolds Associates
Sagamore Institute of the Adirondacks
Sandler O'Neill + Partners
Sapient Global Markets
SapientNitro
Saxby's Coffee
SC Johnson
Screenvision
ScribeAmerica
Self Employed
Seneca Harbor Station
SimpliSafe
Smithsonian Institution
Solebury Communications Group
Starlight Children's Foundation
Sterne, Kessler, Goldstein & Fox
Stifel
Susquehanna International Group
Synergy Wagyu
Syngenta
Target
Teach for America
Terra Capital Partners
TGG Group
The Tab
Thomson Reuters
TIAA-CREF
TIC Gums
Tisch Multiple Sclerosis Research Center of
New York
Toor Farming LLC
Triage Consulting Group
Trigger Direct
Trinity Repertory Company
TubeMogul

Twitter
UBS
UCH Venture Capital.
UNFI
Unilever
United States Forest Service
University of California, Division of Agriculture
& Natural Resources
University of Hong Kong, Dept. of Ecology
and Biodiversity
University of Southern California
University of Texas Medical Branch
Vaill Bros. LLC
Value Retail - La Vallee Village
Vassar College
Veolia Environment
Village Practice Management Company, LLC
Virginia Commonwealth University
Walt Disney Company (The)
Weill Cornell Medical College
Wells Fargo
Werc Shop (The)
Westchester Country Club
Western Asset Management
Wildlife Conservation Society
Yosemite Jersey Dairy
Yost Designs, LLC
Youth Garden Project
Zitter Health Insights
ZS Associates



Cornell University
College of Agriculture and Life Sciences

Agricultural Sciences

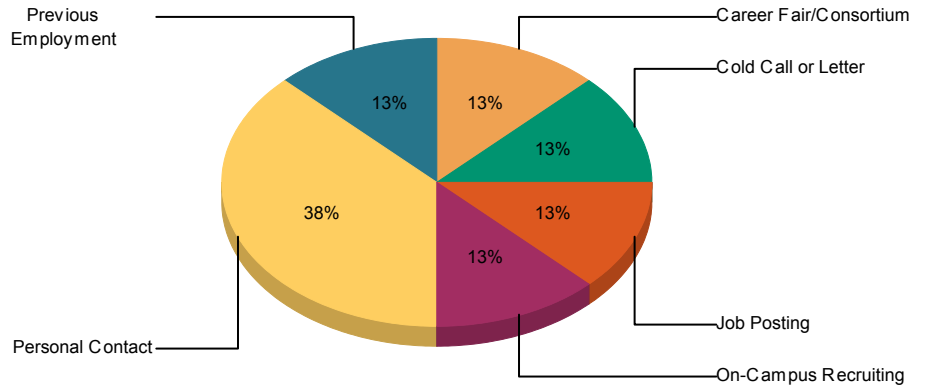
Class of 2015 Bachelor of Science Recipients

Response Rate

Number Graduated:	27
Number Responded:	19
Percent Response:	70%

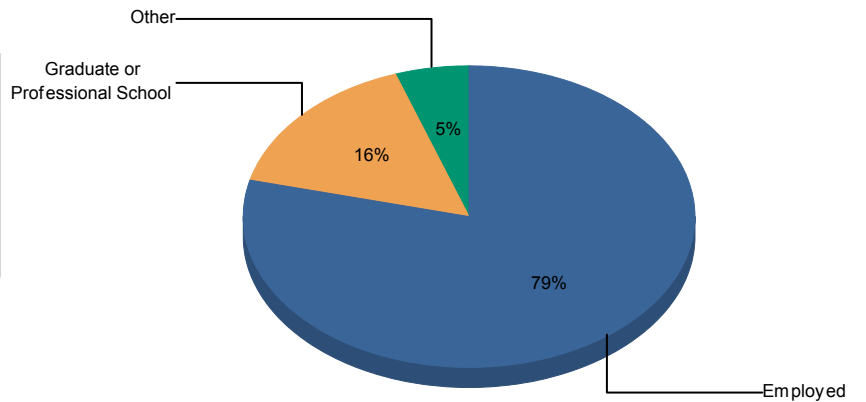
How Job Was Obtained

	Total
Personal Contact	3
Career Fair/Consortium	1
Cold Call or Letter	1
Job Posting	1
On-Campus Recruiting	1
Previous Employment	1



Summary of Activities

	Total
Employed	15
Graduate or Professional School	3
Other	1

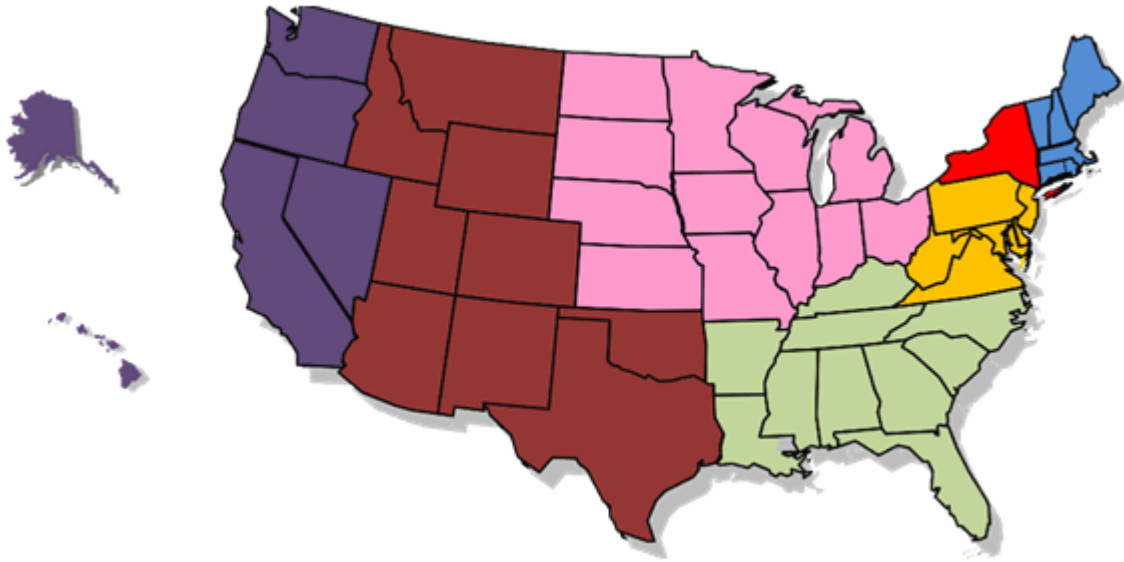


Salary Information

*Salaries are not reported when there are fewer than three responses

	2015
Number Reporting*:	8
High:	\$65,000
Low:	\$10,800
Mean:	\$37,380
Median	\$37,500

	Min	Max	Avg	Median	Count	%
Upstate NY	\$10,800	\$40,000	\$27,260	\$29,120	4	50%
New England	n/a	n/a	n/a	n/a	2	25%
Mid Atlantic	n/a	n/a	n/a	n/a	1	13%
NY Metro	n/a	n/a	n/a	n/a	1	13%



Employment Information

		Count
Cornell University	Administrative Assistant	1
	Field Technician	1
DuPont	Marketing Specialist	1
Emerald Flora	Greenhouse Manager	1
Interrupción Fair Trade	Exchange & Marketing Coordinator	1
Monsanto Company	Greenhouse Technician	1
My-T Acres	Office Management Assistant	1
Oracle	Associate Sales Representative	1
Pleasant Valley Farms	Herd Health Worker	1

		Count
Sagamore Institute of the Adirondacks	Environmental Interpretation and Stewardship Intern	1
Teach for America	Teacher	1
Wallkill View Farm	Field Manager	1
Washington State University	Horticulture Field Assistant	1
Wegmans Food Markets	Continuous Improvement Intern	1
Westchester Country Club	Assistant Superintendant	1

Employment Fields

		Count
Ag. Business	Sales/Management/Marketing	3
Education	Administrative/Support Services	1
	Teaching	1
Farming	Crop/Vegetable/Fruit	1
	Dairy/Livestock	1
Food Industry	Manufacturing	1
General Business	Sales	1
Horticulture	Florist/Nursery/Greenhouse	2
	Golf Course	1
Natural Resources & Environment	Parks/Recreation	1
Research	Plant	2

Graduate/Professional Education

			Count
Boston College	Law	JD	1
Cornell University	Applied Econ & Management	MPS	1
	Soils Science	PhD	1



Animal Science

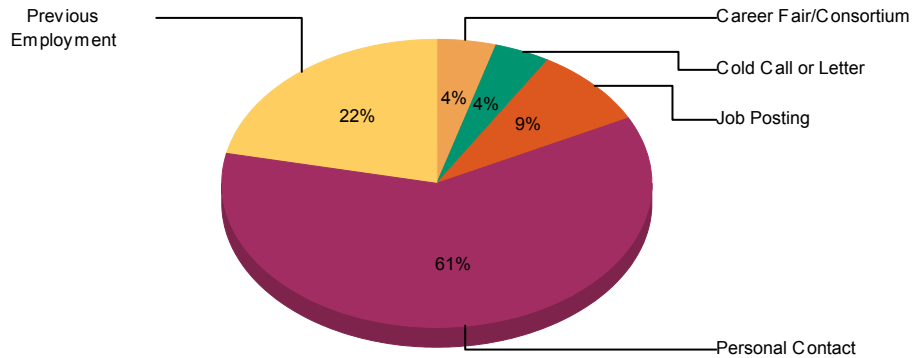
Class of 2015 Bachelor of Science Recipients

Response Rate

Number Graduated:	107
Number Responded:	79
Percent Response:	74%

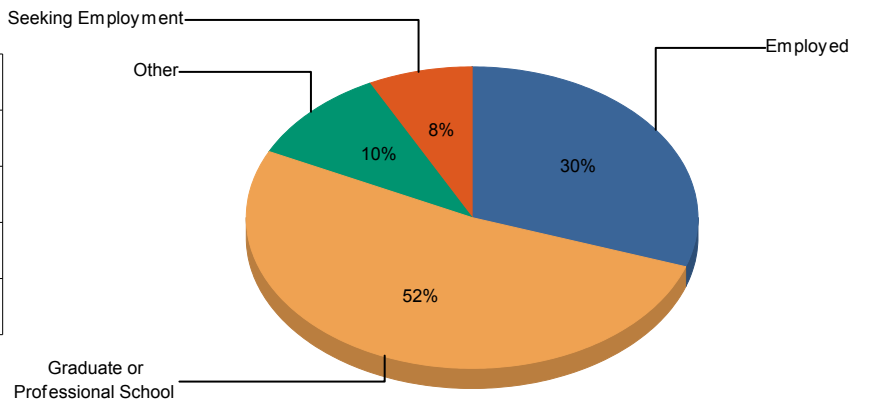
How Job Was Obtained

	Total
Personal Contact	14
Previous Employment	5
Job Posting	2
Career Fair/Consortium	1
Cold Call or Letter	1



Summary of Activities

	Total
Employed	24
Graduate or Professional School	41
Other	8
Seeking Employment	6

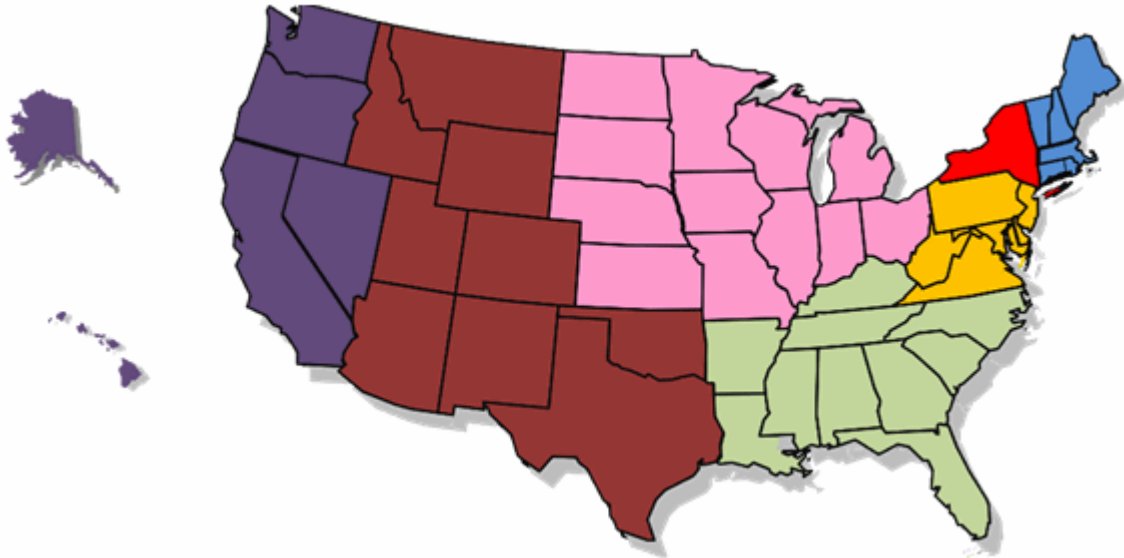


Salary Information

*Salaries are not reported when there are fewer than three responses

	2015
Number Reporting*:	21
High:	\$60,000
Low:	\$17,500
Mean:	\$40,721
Median	\$43,000

	Min	Max	Avg	Median	Count	%
Upstate NY	\$20,800	\$52,000	\$38,739	\$39,396	8	38%
Midwest	\$43,000	\$55,000	\$49,333	\$50,000	3	14%
Foreign	n/a	n/a	n/a	n/a	2	10%
Mid Atlantic	n/a	n/a	n/a	n/a	2	10%
Southeast	n/a	n/a	n/a	n/a	2	10%
West	n/a	n/a	n/a	n/a	2	10%
New England	n/a	n/a	n/a	n/a	1	5%
Southwest	n/a	n/a	n/a	n/a	1	5%



Employment Information

		Count
Agribusiness New Zealand Limited	Agriculture Research Analyst	1
Alliance Dairies	Dairy Farm Manager	1
	Herd Manager	1
Alta Genetics	District Sales Manager	1
Colonial Veterinary Hospital	Veterinary Technician	1
Cornell University	Licensed Veterinary Technician	1
Dairy One Cooperative	Milk Lab Technician	1

		Count
Farm Credit East	Career Development Program Trainee	1
	Knowledge Exchange & Communication Specialist	1
	Trainee Position Credit Track	1
Farm School (The)	Farmer/Teacher	1
Holtz-Nelson Dairy Comsultants	Dairy Cattle Nutrition Consultant	1
IceRobotics Ltd.	Intern	1
JBS	JBS Trainee Program	1
Land O'Lakes	Livestock Production Specialist	1
National Oceanic and Atmospheric Administration	Business Analyst	1
Pacific Fertility Center	Medical Assistant	1
Resource Management Inc.	Sales Representative	1
Synergy Wagyu	Herdsman	1
UNFI	Channel Account Manager	1
University of Pennsylvania School of Medicine	Research Lab Technician	1
Vaill Bros. LLC	Assistant Manager	1
Vassar College	Animal Care Specialist	1
Yosemite Jersey Dairy	Farm Manager	1

Employment Fields

		Count
Ag. Business	Banking/Financial Services	3
	Consulting	2
	Manufacturing	1
	Sales/Management/Marketing	3
	Sales/Managing/Marketing	1

		Count
Education	Teaching	1
Farming	Crop/Vegetable/Fruit	1
	Dairy/Livestock	4
Food Industry		1
	Sales	1
Government	Government	1
Healthcare	Human Medicine	1
	Veterinary Medicine	2
Research	Animal Husbandry	1
	Human Medicine	1

Graduate/Professional Education

			Count
Colorado State University	Veterinary Medicine	DVM	1
Cornell University	Animal Genetics	PhD	1
	Hospitality	MMH	1
	Veterinary Medicine	DVM	12
Mississippi State University	Veterinary Medicine	DVM	1
New York University	Journalism	MA	1
North Carolina State University	Biological Sciences	DVM/PhD	1
Oregon State University	Veterinary Medicine	DVM	2
Ross University	Veterinary Medicine	DVM	2
Syracuse University	Education	MS	1
Texas A & M University	Plant Pathology	PhD	1
Tufts University	Veterinary Medicine	DVM	3
University of Arizona	Animal Science	MS	1

			Count
University of California-Davis	Animal Biology	MS	1
University of Edinburgh	Animal Behaviour And Welfare	Master's	1
University of Georgia	Biological Sciences	DVM/PhD	1
University of Illinois at Urbana-Champaign	Veterinary Medicine	DVM	2
University of Michigan	Public Health	MPH	1
University of Missouri	Animal Science	PhD	1
University of Pennsylvania	Veterinary Medicine	DVM	1
University of Rochester	Biology	MS	1
University of Wisconsin	Veterinary Medicine	DVM	1
Virginia Polytechnic Institute and State University	Dairy Science	Master's	1
Wageningen University	Management, Economics And Consumer	MS	1
Washington State University	Food Science	Master's	1



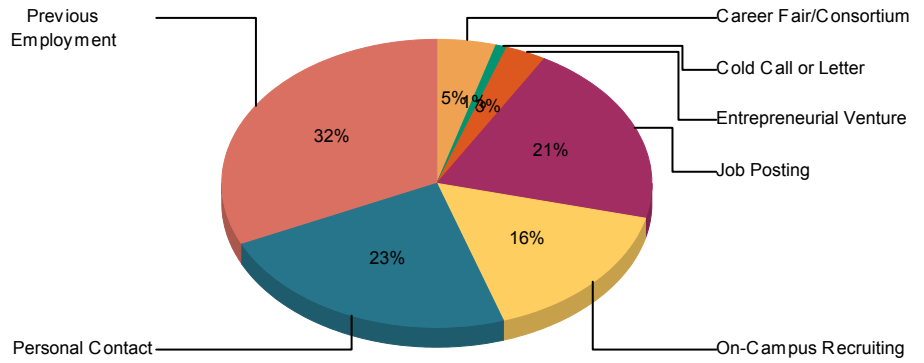
Applied Economics and Mgmt
Class of 2015 Bachelor of Science Recipients

Response Rate

Number Graduated:	251
Number Responded:	227
Percent Response:	90%

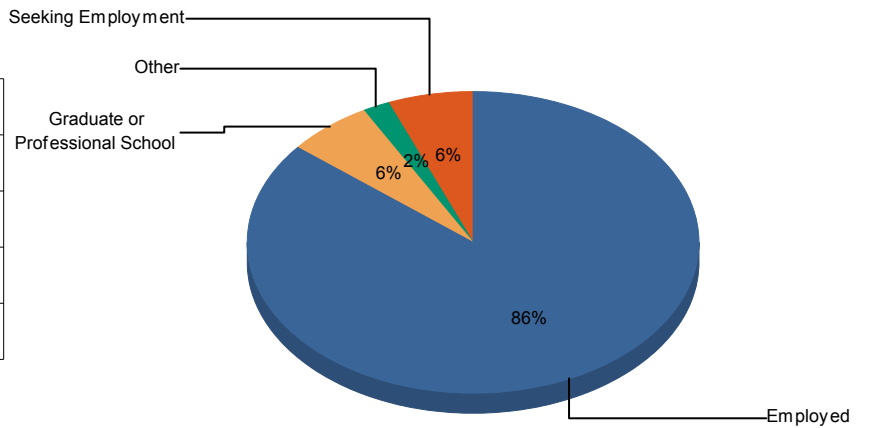
How Job Was Obtained

	Total
Previous Employment	42
Personal Contact	30
Job Posting	27
On-Campus Recruiting	21
Career Fair/Consortium	6
Entrepreneurial Venture	4
Cold Call or Letter	1



Summary of Activities

	Total
Employed	195
Graduate or Professional School	14
Other	4
Seeking Employment	14

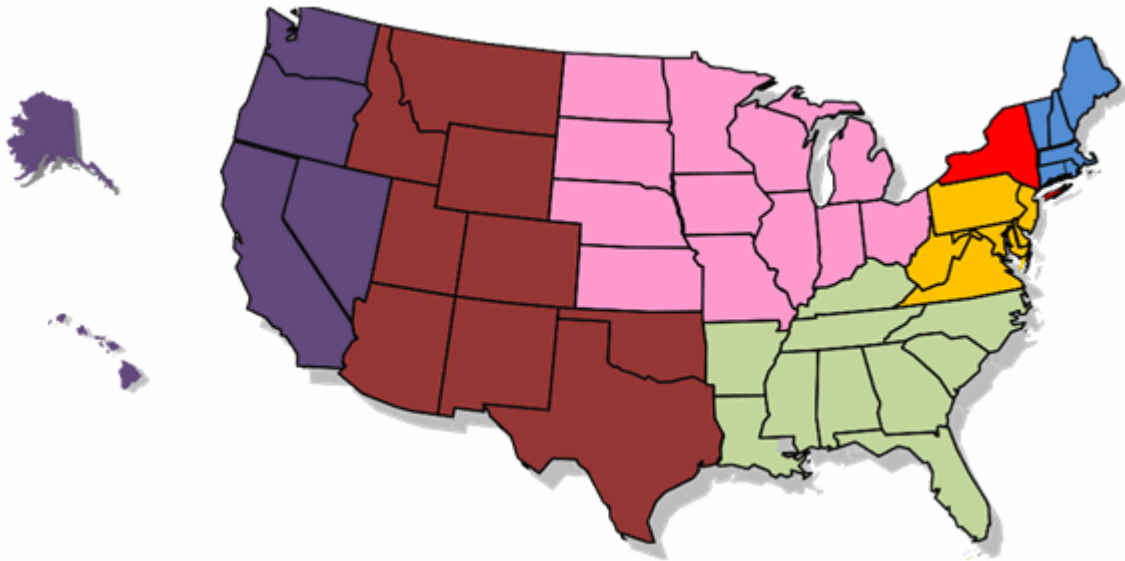


Salary Information

*Salaries are not reported when there are fewer than three responses

	2015
Number Reporting*:	171
High:	\$105,000
Low:	\$27,500
Mean:	\$69,169
Median:	\$70,000

	Min	Max	Avg	Median	Count	%
NY Metro	\$33,000	\$105,000	\$74,129	\$75,000	108	63%
West	\$45,000	\$85,000	\$60,316	\$60,000	19	11%
Mid Atlantic	\$27,500	\$85,000	\$62,769	\$65,000	13	8%
New England	\$49,000	\$75,000	\$62,429	\$60,000	7	4%
Foreign	\$28,500	\$95,000	\$62,700	\$70,000	5	3%
Midwest	\$55,000	\$75,000	\$63,800	\$60,000	5	3%
Southwest	\$43,000	\$85,000	\$60,800	\$60,000	5	3%
Upstate NY	\$50,000	\$62,000	\$55,400	\$55,000	5	3%
Southeast	\$30,000	\$69,500	\$52,375	\$55,000	4	2%



Employment Information

		Count
Accenture	Analyst	1
	Strategy Analyst	1
Altus Group	Consultant	1
Amazon	Brand Specialist	1
AMC Networks	Sales Assistant	1
American Express	Marketing Analyst	1

		Count
Analysis Group	Research Analyst	1
Bain & Company	Associate Consultant	1
Bank of America Merrill Lynch	Analyst	4
	Finance Analyst	1
	Finance Management Associate Program Officer	1
	Investment Analyst	1
	Investment Banking Analyst	2
	Sales & Trading Analyst	1
	Wholesale Credit Analyst	1
Barclays	High Credit Yield Trading Analyst	1
	Investment Banking Analyst	2
BB&T Capital Markets	Investment Banking Analyst	1
BlackRock	Analyst	2
Blackstone	Investment Banking Analyst	1
Bloomberg	Analyst	2
Bloomingdale's	Executive Development Program Trainee	1
	Omni Junior Merchant	1
Booz Allen Hamilton	Consultant	1
Boston Consulting Group (The)	Associate	2
	Associate Consultant	1
Brean Capital	Investment Banking Analyst	1
Cadent Consulting Group	Business Analyst	1

		Count
Campos Borquez	Manager	1
Capital One	Business Analyst	1
CareOne Management LLC	Financial Analyst	1
Cargill	Business Strategist	1
Citi	Analyst	1
City National Bank	Credit Analyst	1
CoBank	Credit Development Associate	1
Cohen Equities	Analyst	1
Cornell University	Investment Analyst	1
Cornerstone Research	Analyst	1
Cravath, Swaine & Moore LLP	Litigation Legal Assistant	1
Cushman & Wakefield	Financial Analyst	1
Deloitte Consulting	Business Analyst	1
	Financial Risk Consultant	1
	Strategy and Operations Analyst	1
Delta Airlines	Commercial Strategy Analyst	1
Deutsche Bank	Analyst	2
	Equity Research Associate	1
	Investment Banking Analyst	1
DocuSign	Marketing Analyst	1
Evercore Partners	Investment Banking Analyst	1
Everlane	Design Researcher	1

		Count
EY	Asset Management Auditor	1
	Assurance Staff	3
	Audit Staff	1
	Consultant	1
	Financial Services Associate	1
	Staff	1
	Staff Consultant	1
	Transaction Advisory Services Associate	1
Facebook	Product Management Specialist	1
Farm Credit East	Credit Representative	1
Financial Technology Partners	Analyst	1
Five by Five	Consultant	1
Gap Inc.	Retail Management Program Trainee	1
General Electric	Financial Leadership Program GE	1
Gerson & Gerson, Inc.	Small Market Sales Manager	1
Goldman Sachs	Analyst	6
	Investment Banking Analyst	5
	Sales Analyst	1
	Securities Analyst	1
Google Inc.	Associate Product Marketing Manager	1
	Operations Coordinator	1
	People Operations	1

		Count
Guggenheim Partners	Investment Banking Analyst	4
Gusto	Small Business Developer	1
Halton Construction, Inc	Chief Financial Officer	1
HSBC	Management Trainee	1
	Sales and Trading Analyst	1
Hulu	Campaign Coordinator	1
IBM	Global Business Services Consultant	1
IMCA Capital	Account Executive	1
In The Game Sports	Director of Marketing and Business Development	1
Indus Valley Partners	Business Analyst	1
JAWKU	CEO of JAWKU	1
JBG Companies	Financial Analyst	1
Jefferies LLC	Investment Banking Analyst	2
Johnson & Johnson	Associate	1
JPMorgan Chase & Co.	Analyst	5
	Investment Banking Analyst	1
	Operation Analyst	1
Kaplan Test Prep	Financial Analyst	1
Lacek Group (The)	Associate Marketing Analyst	1
Lazard	Investment Banking Analyst	1
M&T Bank	Management Development Trainee	1
	Management Trainee	1

		Count
Mahindra & Mahindra	Deputy Manager-Group Strategy	1
MasterCard	Associate Analyst	1
Maxus	Assistant Media Planner	1
McChrystal Group	Analyst	1
McDowell Marketing LLC	Owner	1
Mercer	Consulting Analyst	1
MetroPlus Health Plan	Financial Analyst	1
MHT MidSpan	Investment Banking Analyst	1
Microsoft	Associate Consultant	1
Moelis & Company	Analyst	1
Morgan Stanley	Equity Analyst	1
	Investment Banking Analyst	2
MTS Health Partners L.P.	Investment Banking Analyst	1
MuleSoft	Account Development Representative	1
National Institutes of Health	Postbaccalaureate Intramural Research Training Fellow	1
Neiman Marcus	Assistant Buyer	1
Nestlé	Sales & Marketing Management Trainee	1
Neuberger Berman	Hedge Fund Solutions Analyst	1
Newtyn	Operations Associate	1
Nielsen	Analyst	1
Nomura	Analyst	3
	Investment Banking Analyst	2

		Count
Nomura	Risk Analyst	1
Nomura Research Institute	Associate Consultant	1
North Point Advisors	Investment Banking Analyst	1
Oliver Wyman	Consultant	1
Ontario Reign Professional Hockey	Hockey Player	1
Oracle	Analyst	1
	Associate	1
	Business Development	1
	Hardware Solutions Specialist	1
Perella Weinberg Partners	Analyst	1
PicSwitch Technologies	CEO/Co-Founder	1
Point72 Asset Management	Research Analyst	1
PredictSpring	Product Specialist	1
PricewaterhouseCoopers	Associate	1
	Assurance Associate	2
PwC	Audit Associate	1
	Financial Services Associate	1
Rabobank	Financial Analyst	1
Ralph Lauren	Operations Associate	1
RBC Capital Markets	Investment Banking Analyst	2
Sandler O'Neill + Partners	Investment Banking Analyst	1
Sapient Global Markets	Business Analyst	1

		Count
Screenvision	Junior Accountant	1
Stifel	Investment Banking Analyst	1
Target	Business Analyst	1
Teach for America	Teacher	1
Terra Capital Partners	Analyst	1
TGG Group	Associate	1
ThinkingPhones	Business Development Analyst	1
Thomson Reuters	Market Analyst	1
Thoughtless Labs	Co-founder	2
TIAA-CREF	Global Private Market Analyst	1
Time Inc.	Analyst, Advertising Revenue	1
Toor Farming LLC	Analyst	1
UBS	Investment Banking Analyst	2
	Wealth Management Analyst	1
Unilever	Marketing and Customer Development	1
Urban Outfitters	Predevelopment and Planning Administrator	1
Walt Disney Company (The)	Financial Analyst	1
Wells Fargo	Sales & Trading Analyst	2
Western Asset Management	Portfolio Administrator	1
ZS Associates	Business Associate	1

Employment Fields

			Count
Ag. Business	Banking/Financial Services		3
Communication	Advertising/Public Relations		2
	Sales/Management/Marketing		1
Education	Teaching		1
Entertainment	Entertainment/Sports		1
Food Industry	Marketing		1
General Business	Accounting/Auditing		15
	Actuarial/Insurance		1
	Banking/Financial Services		95
	Consulting		24
	Human Resources		4
	Information Technology		5
	Management		5
	Marketing		13
	Real Estate		3
	Retail		6
	Sales		9
	Social Science		1
Healthcare	Human Medicine		1
Law/Legal Services	Law/Legal Services		2
Other:	Fashion/Retail		1
Sports	Sports		2

Graduate/Professional Education

			Count
Columbia University in the City of New York	Law	JD	1
Cornell University	Accounting	MPS	2
	Applied Behavioral Economics	MPS	1

			Count
Cornell University	Applied Econ & Management	MPS	1
	Business Administration	MBA	1
	Economics	MPS	1
	Finance	Master's	1
	Information Science	MPS	1
Kent State University	Sport Recreation And Management	MA	1
North Carolina State University	Data Analytics	Master's	1
SUNY Downstate Medical College	Medicine	MD	1
University of Pennsylvania	Law	JD	1
University of Puerto Rico	Law	JD	1



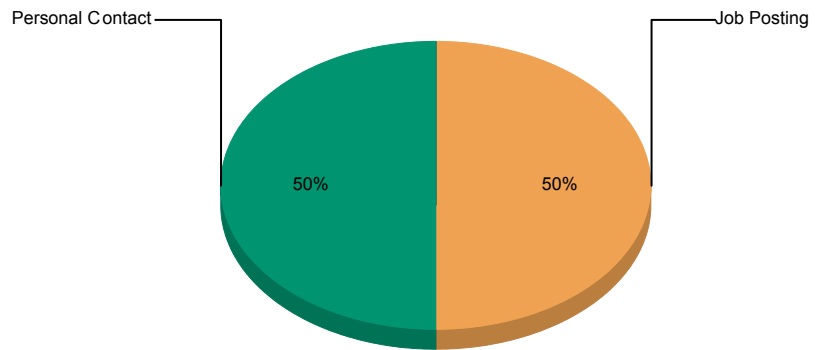
Atmospheric Science
Class of 2015 Bachelor of Science Recipients

Response Rate

Number Graduated:	6
Number Responded:	6
Percent Response:	100%

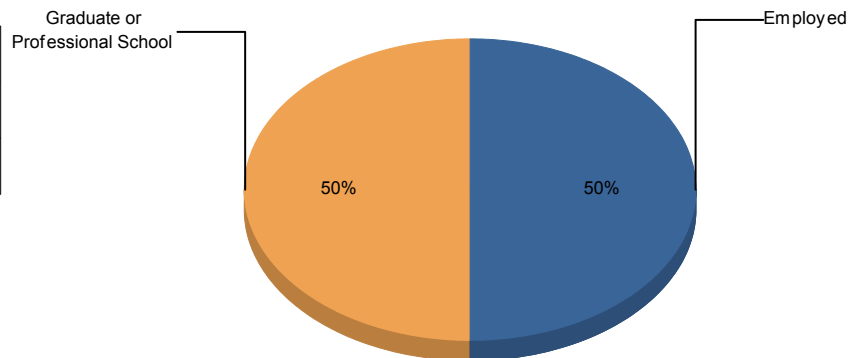
How Job Was Obtained

	Total
Job Posting	1
Personal Contact	1



Summary of Activities

	Total
Employed	3
Graduate or Professional School	3

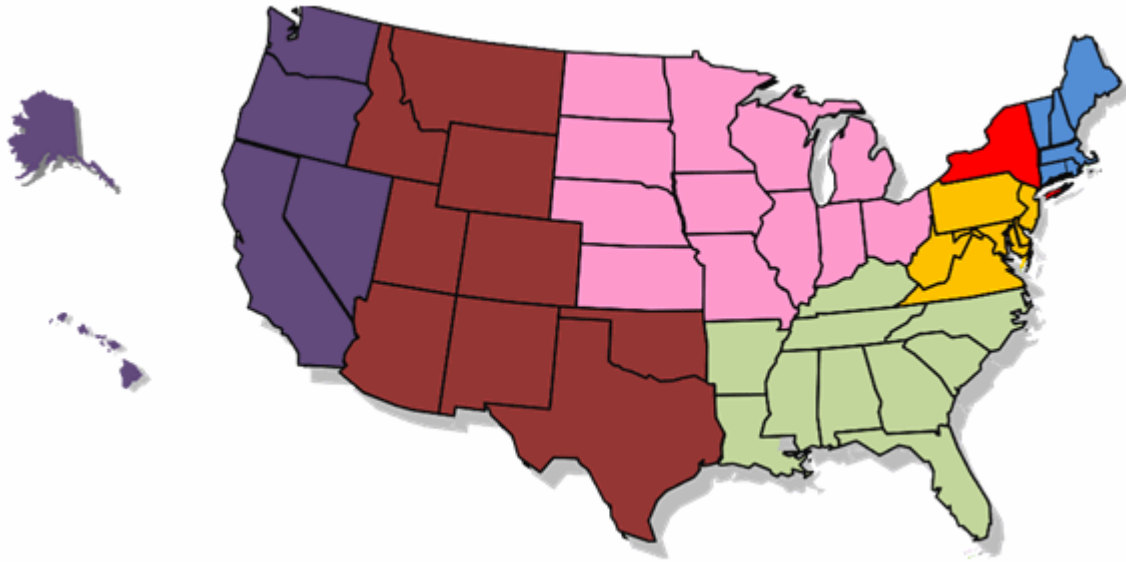


Salary Information

*Salaries are not reported when there are fewer than three responses

	2015
Number Reporting*:	2
High:	n/a
Low:	n/a
Mean:	n/a
Median:	n/a

	Min	Max	Avg	Median	Count	%
Mid Atlantic	n/a	n/a	n/a	n/a	1	50%
Midwest	n/a	n/a	n/a	n/a	1	50%



Employment Information

		Count
Eastern Research Group	Risk Communication Analyst	1
KCAU-TV ABC News 9	Weekend Meteorologist / Weekday Reporter	1
PJM Interconnection	Consultant	1

Employment Fields

		Count
Atmospheric Sciences	Atmospheric Sciences	1
Meteorology	Meteorology	2

Graduate/Professional Education

			Count
Johns Hopkins University	Atmospheric Sciences	PhD	1
Princeton University	Atmospheric Sciences	PhD	1
University of California-Irvine	Earth System Science	PhD	1



Biological Engineering

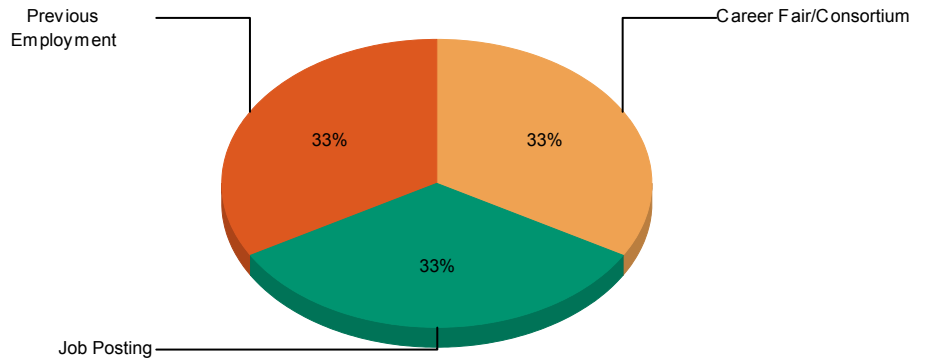
Class of 2015 Bachelor of Science Recipients

Response Rate

Number Graduated:	41
Number Responded:	34
Percent Response:	83%

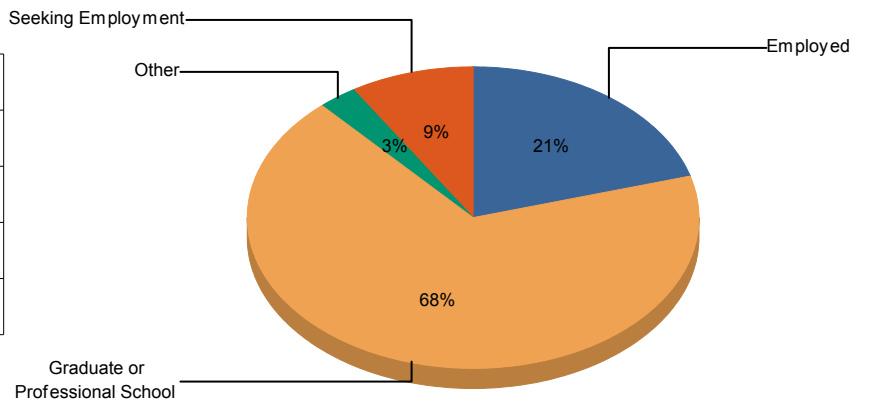
How Job Was Obtained

	Total
Career Fair/Consortium	1
Job Posting	1
Previous Employment	1



Summary of Activities

	Total
Employed	7
Graduate or Professional School	23
Other	1
Seeking Employment	3

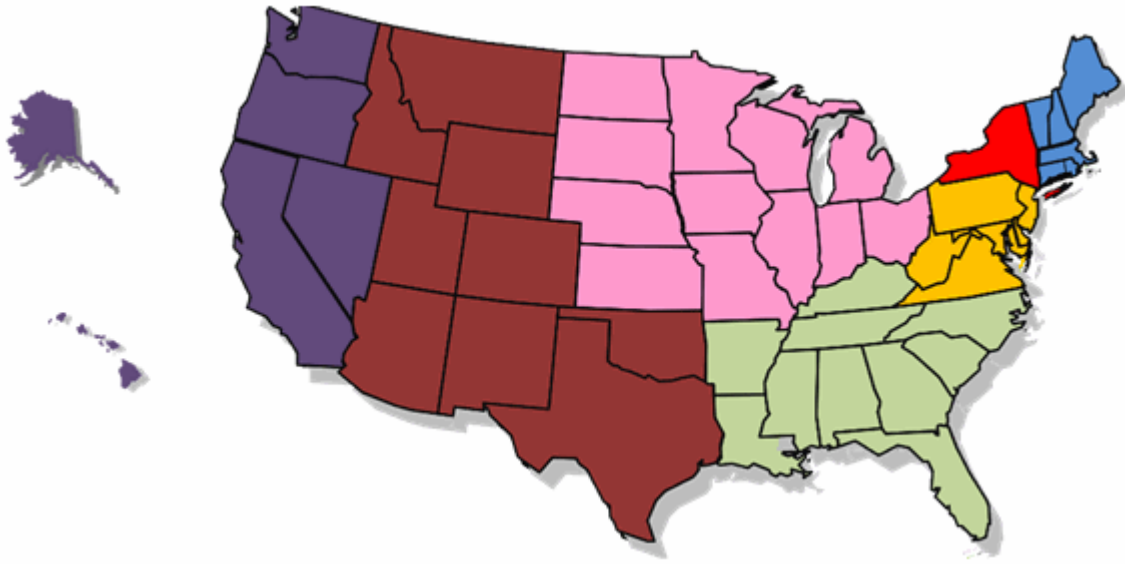


Salary Information

*Salaries are not reported when there are fewer than three responses

	2015
Number Reporting*:	4
High:	\$68,000
Low:	\$27,500
Mean:	\$46,875
Median	\$46,000

	Min	Max	Avg	Median	Count	%
NY Metro	n/a	n/a	n/a	n/a	2	50%
Mid Atlantic	n/a	n/a	n/a	n/a	1	25%
Midwest	n/a	n/a	n/a	n/a	1	25%



Employment Information

		Count
Defined Health	Research Analyst	1
Elmhurst Medical Clinic	Technical Support Administrator	1
Emergency Medical Associates	Clinical Information Manager	1
Epic	Technical Services Analyst	1
National Institutes of Health	Postbaccalaureate Intramural Research Training Fellow	1
Tisch Multiple Sclerosis Research Center of New York	Research Assistant	1
Yale School of Medicine	Research Associate	1

Employment Fields

		Count
General Business	Information Technology	2
Healthcare	Health Administration/Policy	1
	Human Medicine	2
Research	Biological	1
	Human Medicine	1

Graduate/Professional Education

			Count
Cornell University	Biological Engineering	MEng	6
	Biomedical Engineering	MEng	5
	Chemical Engineering	MEng	3
	Mechanical Engineering	MEng	1
Duke University	Biomedical Engineering	MEng	1
Georgia Institute of Technology	Biomedical Engineering	PhD	1
North Carolina State University	Environmental Engineering	MS	1
SUNY Downstate Medical College	Medicine	MD	1
SUNY Stony Brook University	Medicine	MD	1
University of California-Berkeley	Mechanical Engineering	PhD	1
University of Cincinnati	Environmental Engineering	PhD	1
Yeshiva University	Medicine	MD	1



Biological Sciences

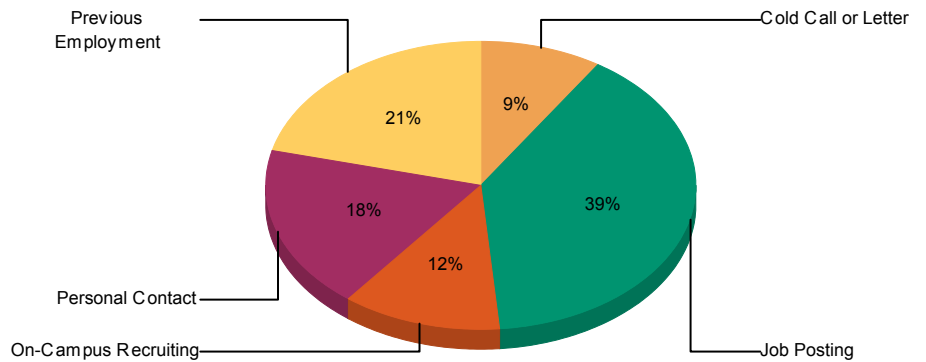
Class of 2015 Bachelor of Science Recipients

Response Rate

Number Graduated:	161
Number Responded:	118
Percent Response:	73%

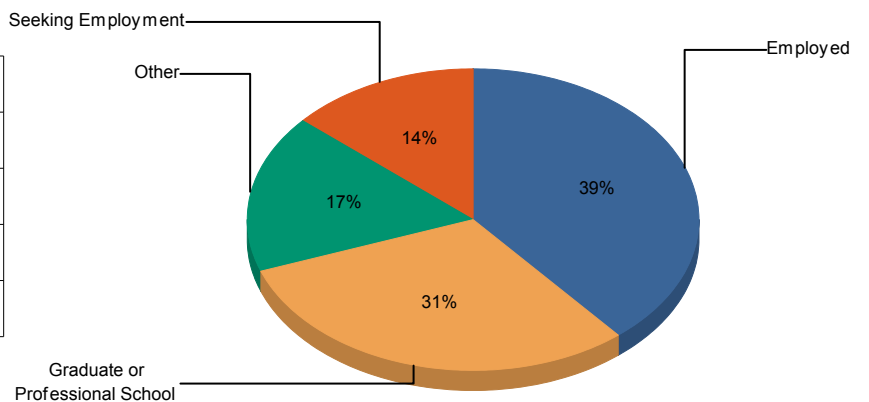
How Job Was Obtained

	Total
Job Posting	13
Previous Employment	7
Personal Contact	6
On-Campus Recruiting	4
Cold Call or Letter	3



Summary of Activities

	Total
Employed	46
Graduate or Professional School	36
Other	20
Seeking Employment	16

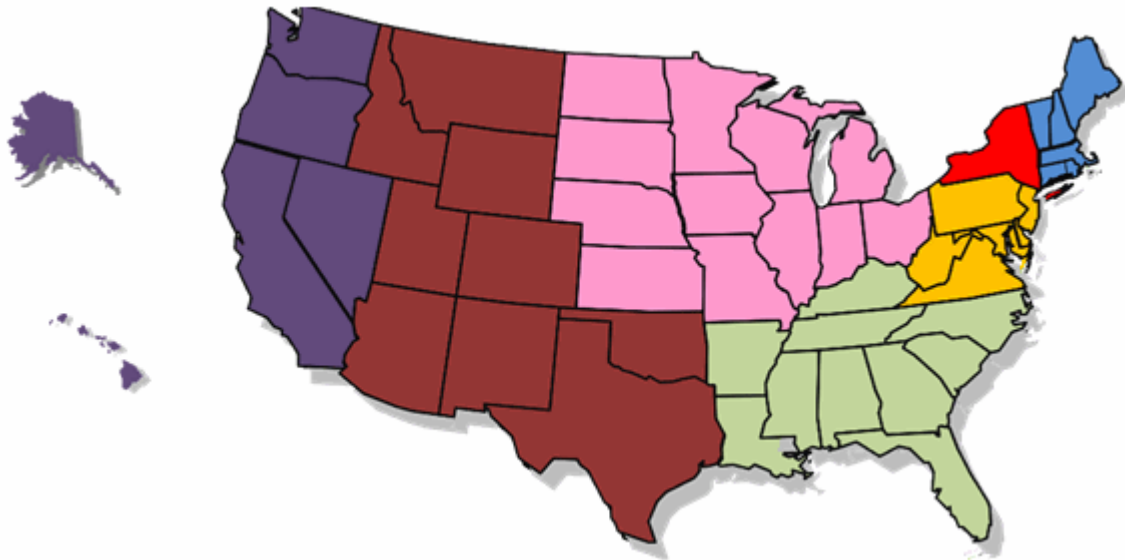


Salary Information

*Salaries are not reported when there are fewer than three responses

	2015
Number Reporting*:	32
High:	\$85,000
Low:	\$5,200
Mean:	\$39,079
Median	\$36,220

	Min	Max	Avg	Median	Count	%
NY Metro	\$12,480	\$85,000	\$53,453	\$42,000	9	28%
Upstate NY	\$5,200	\$41,000	\$26,843	\$30,000	7	22%
Mid Atlantic	\$17,680	\$34,000	\$27,762	\$28,560	6	19%
Foreign	\$6,000	\$37,440	\$23,643	\$27,488	3	9%
Midwest	n/a	n/a	n/a	n/a	2	6%
New England	n/a	n/a	n/a	n/a	2	6%
West	n/a	n/a	n/a	n/a	2	6%
Southeast	n/a	n/a	n/a	n/a	1	3%



Employment Information

		Count
Aaron Diamond AIDS Research Center (The)	Research Technician	1
Albany Medical Center	Anesthesia Technician	1
AmeriCorps	Health and Literacy Intern	1
Ariosa Diagnostics/Roche	Medical Affairs Coordinator	1
Bain & Company	Associate Consultant	1
Barnum School	Science Teacher	1
Centers for Disease Control and Prevention	Public Health Advisor	1

		Count
Columbia University Medical Center	Research Technician	1
Cornell University	Laboratory Technician	1
	Outdoor Educator	1
	Public Health Fellow	2
	Research Assistant	1
	Research Coordinator	1
	Research Technician	1
Epic	Project Manager	2
	Quality Assurance	1
	Technical Support Engineer	1
Goldman Sachs	Investment Banking Analyst	1
Guggenheim Partners	Investment Banking Analyst	1
Hunter James Kelly Research Institute	Research Technician	1
International Research Foundation for RSD/CRPS	Research Assistant	1
Johns Hopkins University	Research Technologist	1
JPMorgan Chase & Co.	Business Analyst	1
Luo Minmin-National Institute of Biological Science Beijing	Lab Technician	1
Massachusetts General Hospital	Research Assistant	1
National Institutes of Health	Postbaccalaureate Intramural Research Training Fellow	3
Rockefeller University (The)	Research Assistant	1
Russell Reynolds Associates	Knowledge Analyst	1
ScribeAmerica	Medical Scribe	1

		Count
Seneca Harbor Station	Waitress	1
Southern California Coastal Water Research Project	Research Assistant	1
State University of New York-Upstate Medical University	Clinical Recruiter	1
Tisch Multiple Sclerosis Research Center of New York	Research Assistant	1
University of Hong Kong, Dept. of Ecology and Biodiversity	Research Assistant	1
University of Massachusetts Medical School	Research Laboratory Technician I	1
Vanderbilt University Medical Center	Research Assistant	1
Virginia Commonwealth University	Research Technician	1
Weill Cornell Medical College	Clinical Research Coordinator	1
	Global Health Associate	1
	Research Assistant	1
	Research Technician	1
Werc Shop (The)	Laboratory Technician	1

Employment Fields

		Count
Education	Teaching	2
Engineering	Engineering	1
General Business	Banking/Financial Services	2
	Consulting	2
	Management	1
	Sales	1
Healthcare	Health Administration/Policy	7
	Human Medicine	5
Research	Biological	12
	Entomological	1
	Environmental	1

		Count
Research	Human	8
	Plant	3

Graduate/Professional Education

			Count
Case Western Reserve University	Medicine	MD	1
Cornell University	Biomedical Engineering	Master's	1
	Food Science	MPS	1
	Health Administration	MHA	1
	Health Studies	Certification	1
	Hospitality	MMH	1
	Veterinary Medicine	DVM	1
		PhD	1
Dartmouth College	Medicine	MD	1
Duke University	Biomedical Sciences	MS	1
Georgetown University	Medicine	MD	1
	Physiology	Master's	1
Harvard University	Law	JD	1
Icahn School of Medicine at Mount Sinai	Medicine	MD/PhD	1
Johns Hopkins University	Biochemistry, Molecular & Cell Biology	PhD	1
Ohio State University	Biochemistry, Molecular & Cell Biology	PhD	1
Ross University	Medicine	MD	1
SUNY at Buffalo	Medicine	MD	1
SUNY Downstate Medical College	Medicine	MD	1

			Count
SUNY Upstate Medical University	Medicine	MD	1
Thomas Jefferson University	Medicine	MD	1
University of Cambridge	Pathology	Master of Philosophy	1
University of Florida	Medicine	MD	1
University of Maryland	Dentistry	DDS	1
University of Miami	Public Health	Other Medical, MD/MPH	1
University of North Carolina	Pharmacology	Other Medical, PharmD	1
University of Pennsylvania	Immunology	PhD	1
University of Pittsburgh	Medicine	MD	2
University of Southern California	Medicine	MD	1
University of Texas	Biological Sciences	PhD	1
	Ecology & Evolutionary Bio	PhD	1
	Medicine	MD	1
University of Wisconsin	Microbiology	PhD	1
Washington University in St Louis	Biochemistry, Molecular & Cell Biology	PhD	1
Weill Cornell Medical College	Medicine	MD	1



Biology & Society

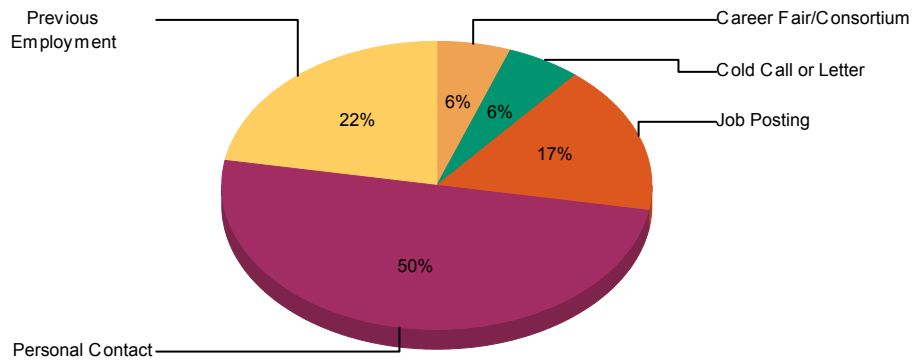
Class of 2015 Bachelor of Science Recipients

Response Rate

Number Graduated:	48
Number Responded:	42
Percent Response:	88%

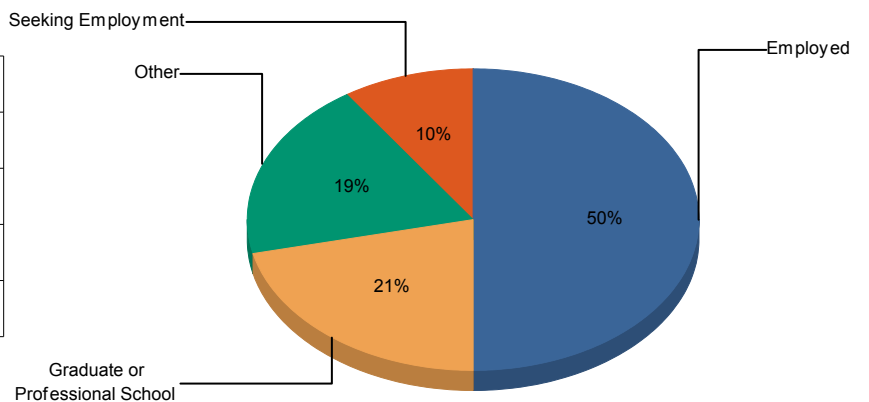
How Job Was Obtained

	Total
Personal Contact	9
Previous Employment	4
Job Posting	3
Career Fair/Consortium	1
Cold Call or Letter	1



Summary of Activities

	Total
Employed	21
Graduate or Professional School	9
Other	8
Seeking Employment	4

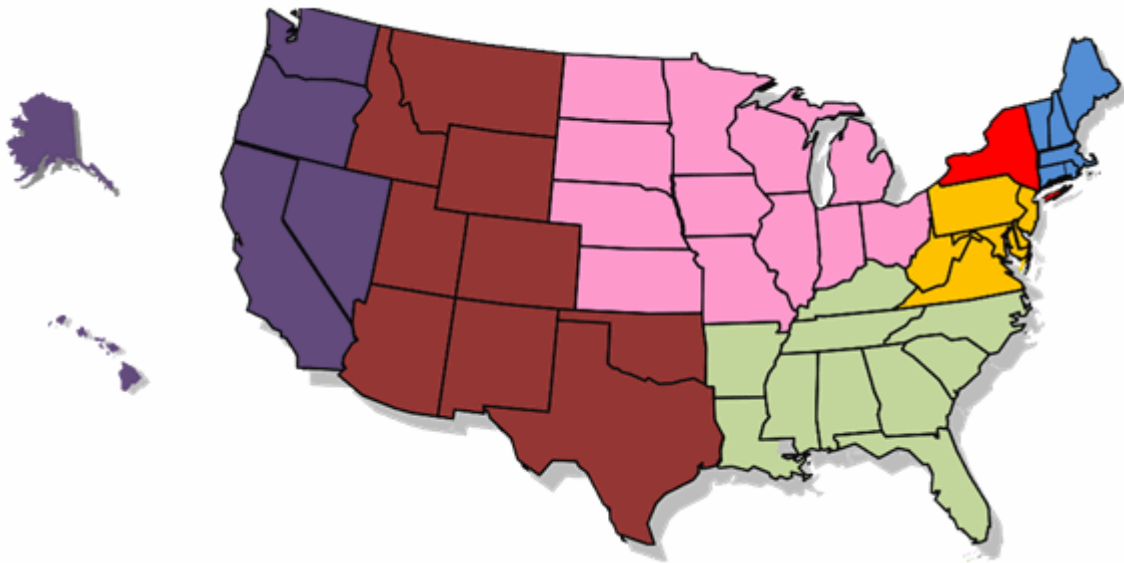


Salary Information

*Salaries are not reported when there are fewer than three responses

	2015
Number Reporting*:	17
High:	\$74,000
Low:	\$4,800
Mean:	\$47,377
Median	\$50,000

	Min	Max	Avg	Median	Count	%
NY Metro	\$35,000	\$74,000	\$51,290	\$47,500	8	47%
Mid Atlantic	\$33,280	\$55,000	\$47,760	\$55,000	3	18%
West	n/a	n/a	n/a	n/a	2	12%
Foreign	n/a	n/a	n/a	n/a	1	6%
Midwest	n/a	n/a	n/a	n/a	1	6%
New England	n/a	n/a	n/a	n/a	1	6%
Southwest	n/a	n/a	n/a	n/a	1	6%



Employment Information

		Count
Accenture	Management Consulting Analyst	2
AmeriCorps	Corps Member	1
Booz Allen Hamilton	Consultant	1
eClinicalWorks	Software Training Specialist	1
Epic	Project Manager	1
Georgetown University Law Center	Intern Investigator, Legal Assistant	1
Guidepoint Global	Healthcare Research Analyst	1

		Count
Jacobi Medical Center	HIV Research Analyst	1
Johns Hopkins University	Research Assistant	1
Manhattan Psychiatric Center	EKG/Lab Technician	1
Memorial Sloan Kettering Cancer Center	Physician Office Assistant	1
Oscar Health Insurance	Sales Consultant	1
Safe Passages	Project Manager	1
Starlight Children's Foundation	Program Coordinator	1
Triage Consulting Group	Associate	1
University of Southern California	Project Assistant	1
Value Retail - La Vallee Village	Business Analyst	1
Village Practice Management Company, LLC	Strategy and Operations Analyst	1
Weill Cornell Medical College	Research Technician	1
Zitter Health Insights	Abandonment Insight Monitor Analyst	1

Employment Fields

		Count
General Business	Consulting	3
	Information Technology	1
	Retail	1
Healthcare	Health Administration/Policy	5
	Human Medicine	4
Law/Legal Services	Law/Legal Services	1
Research	Biological	1
	Environmental	1
	Pharmaceutical	1
Social Services/Nonprofit	Social Services/Nonprofit	3

Graduate/Professional Education

			Count
Columbia University in the City of New York	Architecture, Planning & Preservation-Nv/Paris Program	MA	1
	Public Health	MPH	1
Cornell University	Hosp & Health Services Admin	MHA	1
George Washington University	Health Policy And Management	MHA	1
New York University	Medicine	MD	1
Northeastern University	Pharmacology	Other Medical, PharmD	1
SUNY Albany	Public Health	MPH	1
SUNY Downstate Medical College	Medicine	MD	1
Virginia Polytechnic Institute and State University	Science & Technology Studies	MS	1



Biometry & Statistics

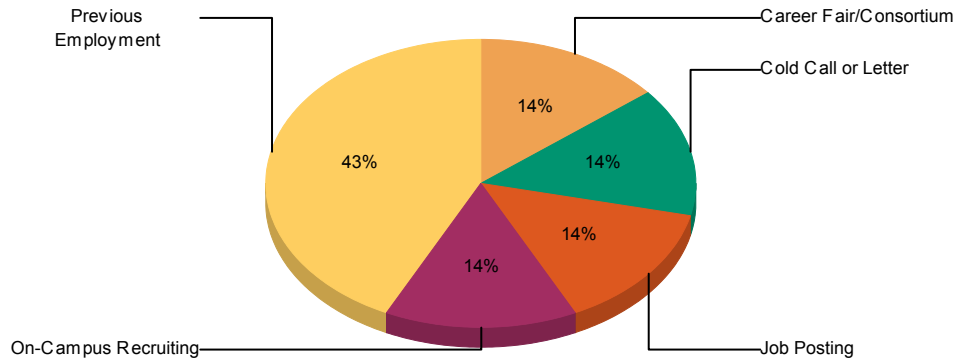
Class of 2015 Bachelor of Science Recipients

Response Rate

Number Graduated:	17
Number Responded:	17
Percent Response:	100%

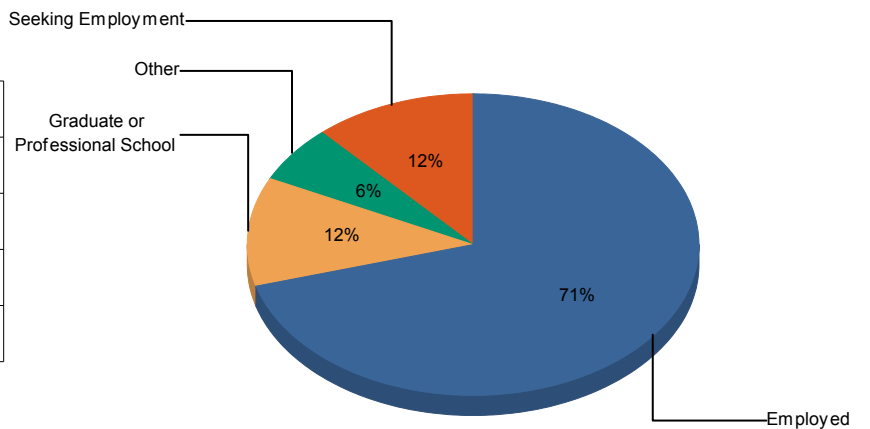
How Job Was Obtained

	Total
Previous Employment	3
Career Fair/Consortium	1
Cold Call or Letter	1
Job Posting	1
On-Campus Recruiting	1



Summary of Activities

	Total
Employed	12
Graduate or Professional School	2
Other	1
Seeking Employment	2

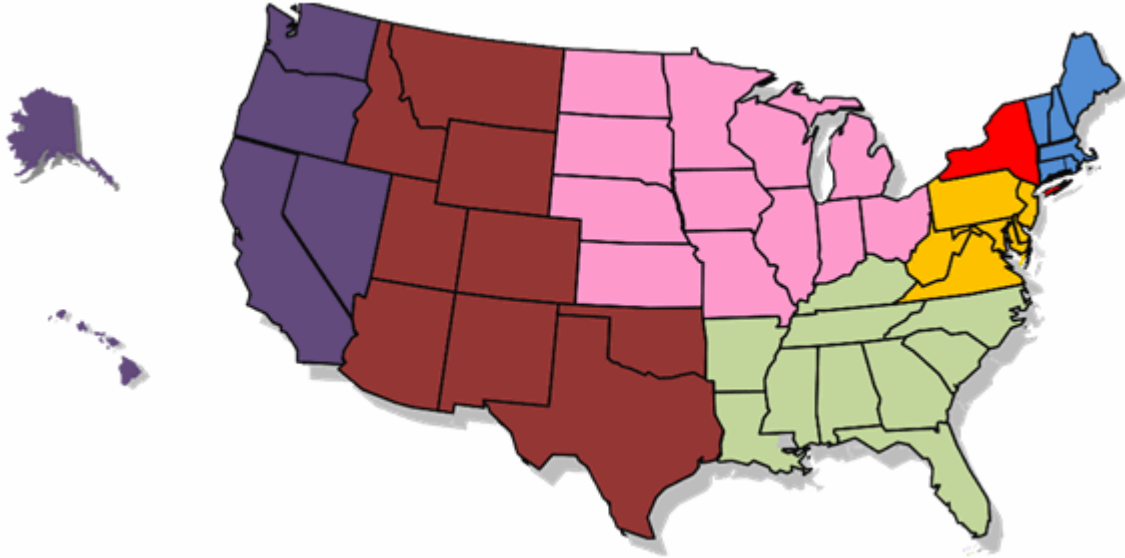


Salary Information

*Salaries are not reported when there are fewer than three responses

	2015
Number Reporting*:	9
High:	\$110,000
Low:	\$30,000
Mean:	\$70,666
Median:	\$67,995

	Min	Max	Avg	Median	Count	%
NY Metro	\$50,000	\$85,000	\$68,600	\$65,000	5	56%
Mid Atlantic	n/a	n/a	n/a	n/a	1	11%
Midwest	n/a	n/a	n/a	n/a	1	11%
Southwest	n/a	n/a	n/a	n/a	1	11%
West	n/a	n/a	n/a	n/a	1	11%



Employment Information

		Count
Agilent Technologies	Web Analyst	1
Bank of America Merrill Lynch	Sales & Trading Analyst	1
Cornell University	Research Assistant	1
Google Inc.	Data Analyst	1
Guggenheim Partners	Investment Banking Analyst	1
KPMG	Actuarial Analyst	1
Liberty Mutual Insurance	Associate, Analyst Development Program	1
NYL Investors LLC	Associate	1
Optiver	Options Trader	1

		Count
Prudential Financial	Actuarial Analyst	1
Susquehanna International Group	Assistant Trader	1
University of Texas Medical Branch	Research Associate	1

Employment Fields

		Count
General Business	Actuarial/Insurance	3
	Banking/Financial Services	4
	Information Technology	1
	Marketing	1
	Real Estate	1
Healthcare	Human Medicine	1
Research	Plant	1

Graduate/Professional Education

			Count
Cornell University	Applied Econ & Management	MPS	1
Hofstra University	Medicine	MD	1



Communication

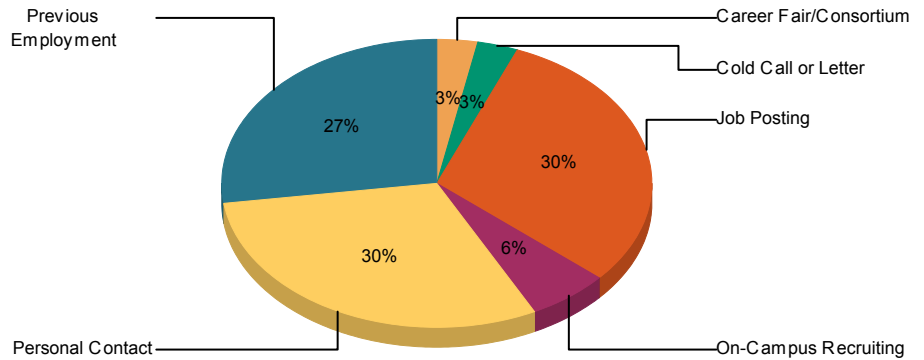
Class of 2015 Bachelor of Science Recipients

Response Rate

Number Graduated:	86
Number Responded:	76
Percent Response:	88%

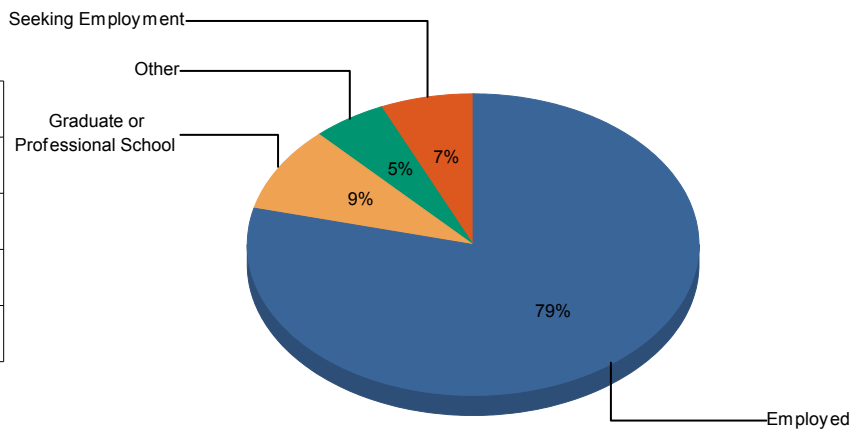
How Job Was Obtained

	Total
Job Posting	10
Personal Contact	10
Previous Employment	9
On-Campus Recruiting	2
Career Fair/Consortium	1
Cold Call or Letter	1



Summary of Activities

	Total
Employed	60
Graduate or Professional School	7
Other	4
Seeking Employment	5

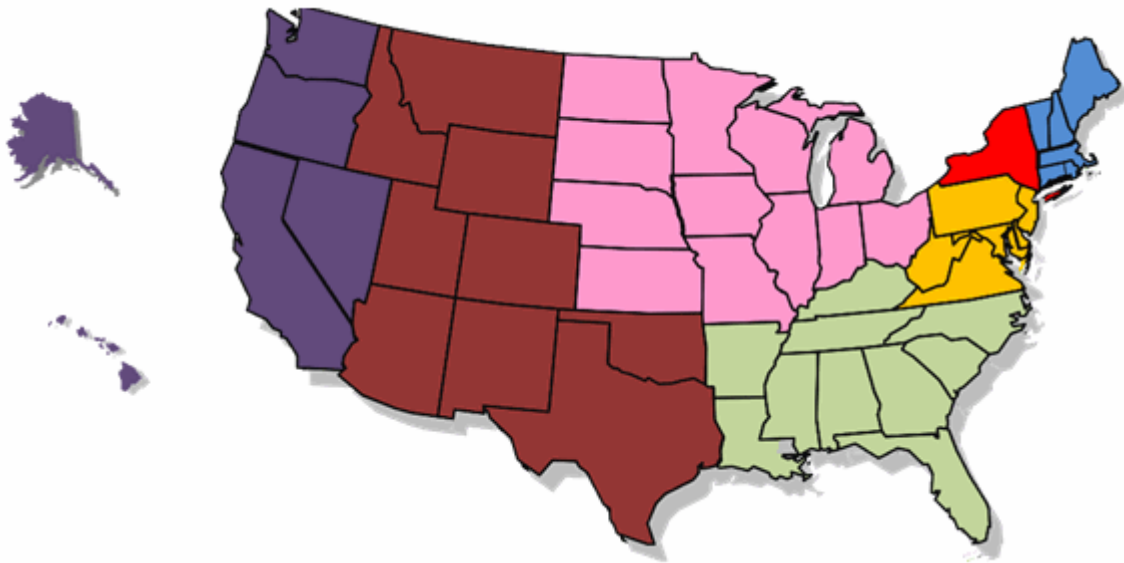


Salary Information

*Salaries are not reported when there are fewer than three responses

	2015
Number Reporting*:	34
High:	\$80,000
Low:	\$2,600
Mean:	\$48,703
Median:	\$44,000

	Min	Max	Avg	Median	Count	%
NY Metro	\$35,000	\$80,000	\$49,676	\$43,000	17	50%
New England	\$2,600	\$55,000	\$39,514	\$45,000	7	21%
Mid Atlantic	\$38,000	\$56,000	\$44,667	\$40,000	3	9%
West	\$31,200	\$75,600	\$57,933	\$67,000	3	9%
Midwest	n/a	n/a	n/a	n/a	2	6%
Foreign	n/a	n/a	n/a	n/a	1	3%
Upstate NY	n/a	n/a	n/a	n/a	1	3%



Employment Information

		Count
ALDI Inc.	District Manager	1
Alpha Phi International Fraternity	Educational Leadership Consultant	1
Alston & Bird	Finance Paralegal	1
American Association for the Advancement of Science	Communications Associate	1
Associated Press	Journalist	1
AT&T	Client Solutions Executive	1
Blue Sky Sports & Entertainment	Athlete Marketing Coordinator	1

		Count
Boeing Company (The)	Real Estate Planner	1
Booz Allen Hamilton	Consultant	1
Cadwalader, Wickersham & Taft LLP	Paralegal	1
Citi	Marketing Analyst	1
Cleary Gottlieb Steen & Hamilton LLP	Corporate Paralegal	1
Deloitte Consulting	Business Analyst	1
Diageo	Central Functions Specialist	1
Dian Griesel International	Account Executive	1
Dominion	Project Designer	1
Farm Credit East	Career Development Trainee	1
Fast Twitch Training, Inc.	Trainer	1
Fenton	Account Coordinator	1
Florida House of Representatives	Legislative Assistant	1
Goldman Sachs	Human Capital Management	1
Horizon Media	Assistant Advertising Strategist	1
IBM	Communications Specialist	1
Intel	Systems Analyst	1
inVentiv Health Group	Graduate Trainee	1
J. Walter Thompson	Account Associate	1
Lockton Companies	Technical Services Associate	1
Makovsky	Account Coordinator	1
MasterCard	Associate Analyst	1

		Count
NewsChannel 9 WSYR	News Intern	1
Nielsen	Analyst	1
Nike, Inc.	Account Service Representative	1
OMD Worldwide	Assistant Analyst	1
Omnicom Media Group	Assistant Digital Strategist	1
Oracle	Customer Experience Solutions Advisor	1
	Sales and Business Development	1
	Sales Associate	1
Parts & Labor Films	Intern	1
Procter & Gamble	Consumer Market Knowledge Associate	1
PwC	UX Designer	1
Ralph Lauren	Sales Assistant	1
Rugged Races	Assistant Event Director	1
SapientNitro	Junior Program Management	1
SC Johnson	Associate	1
SimpliSafe	Copywriter	1
SISU Basketball Klub of Copenhagen	Professional Athlete	1
Sterne, Kessler, Goldstein & Fox	Marketing Assistant	1
Stryker	Marketing Associate	1
Swirl Networks	Quality Assurance Engineer	1
The Late Show with Stephen Colbert	Intern	1
The Tab	Assistant Editor	1

		Count
The Verge	Community Manager	1
Tracking Shot	Office Administrator	1
Trinity Repertory Company	Marketing Intern	1
TubeMogul	Account Manager	1
Twitter	Partnerships Manager	1
WSA World Squash Tour	Professional Athlete	1
Xerox	Account Executive	1
Yext	Client Training Specialist	1
ZocDoc	Account Executive	1

Employment Fields

		Count
Ag. Business	Banking/Financial Services	1
Communication	Advertising/Public Relations	14
	Broadcasting/Film/Video	3
	Journalism/Publications	3
	Technology	3
Entertainment	Entertainment	3
Food Industry	Management	1
General Business	Actuarial/Insurance	1
	Consulting	2
	Event Management	1
	Human Resources	3
	Information Technology	2
	Marketing	9
	Real Estate	1
	Sales	5
Government	Government	1

		Count
Law/Legal Services	Law/Legal Services	3
Research	Social Science	1
Social Services/Nonprofit	Social Services/Nonprofit	1
Sports		2

Graduate/Professional Education

			Count
Columbia University in the City of New York	Journalism	MS	1
Georgetown University	Law	JD	1
Harvard University	Education	Master's	1
Loyola Marymount University	Law	JD	1
New York University	Nutrition	MS	1
St. Francis Xavier University	Adult And Continuing Education And Teaching	MA	1
University of Pennsylvania	Law	JD	1



Development Sociology

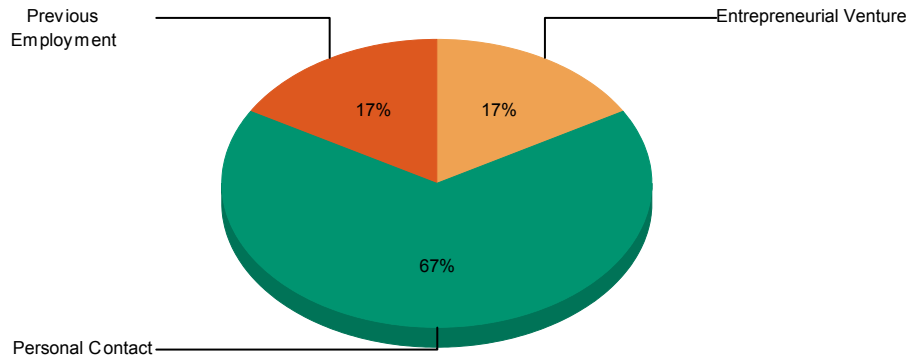
Class of 2015 Bachelor of Science Recipients

Response Rate

Number Graduated:	32
Number Responded:	30
Percent Response:	94%

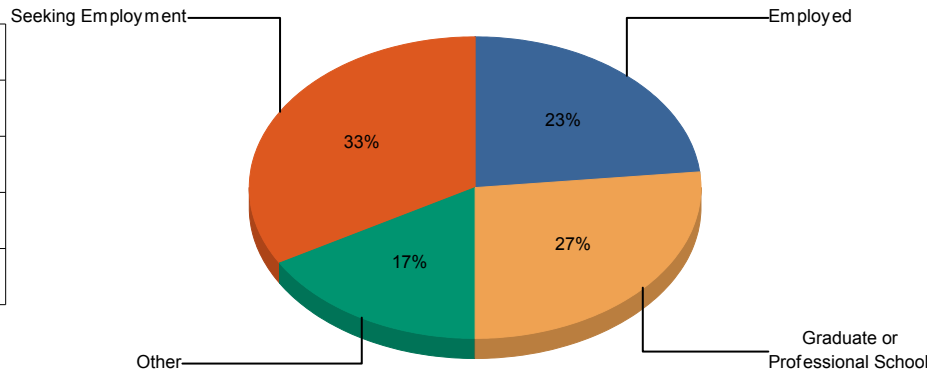
How Job Was Obtained

	Total
Personal Contact	4
Entrepreneurial Venture	1
Previous Employment	1



Summary of Activities

	Total
Employed	7
Graduate or Professional School	8
Other	5
Seeking Employment	10

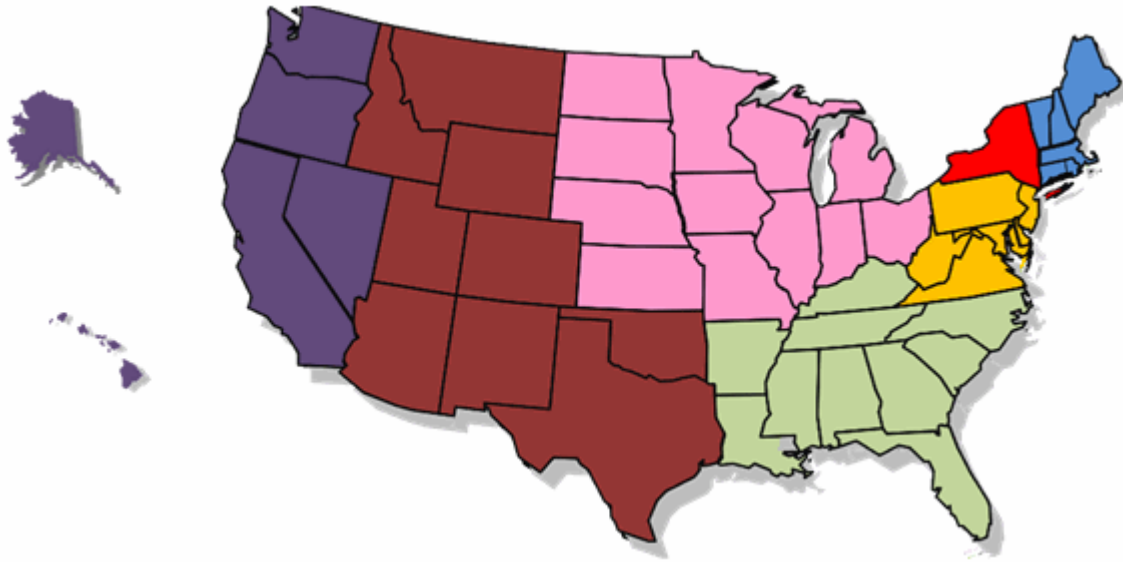


Salary Information

*Salaries are not reported when there are fewer than three responses

	2015
Number Reporting*:	4
High:	\$64,000
Low:	\$12,000
Mean:	\$34,750
Median	\$31,500

	Min	Max	Avg	Median	Count	%
Midwest	n/a	n/a	n/a	n/a	1	25%
NY Metro	n/a	n/a	n/a	n/a	1	25%
Southwest	n/a	n/a	n/a	n/a	1	25%
Upstate NY	n/a	n/a	n/a	n/a	1	25%



Employment Information

		Count
America Succeeds	Intern	1
IBM	Communications Specialist	1
Rolling Village RV Park	Owner	1
Self Employed	Bed & Breakfast Inn Keeper	1
Teach for America	Corps Member	1
	Teacher	1
The Verge	Community Manager	1

Employment Fields

		Count
Communication	Technology	1
Education	Teaching	2
General Business	Hospitality	1
	Management	1
	Marketing	1
Social Services/Nonprofit	Social Services/Nonprofit	1

Graduate/Professional Education

			Count
Ben-Gurion Univ. of the Negev/The Medical School for International Health	Medicine	MD	1
Case Western Reserve University	Medicine	MD	1
Columbia University in the City of New York	Climate And Society	MA	1
	Law	JD	1
George Washington University	Law	JD	1
Georgetown University	Medicine	MD	1
Oxford University	Social Intervention And Policy Eval	Master's	1
University of Rhode Island	Child Development	MA	1



Cornell University

College of Agriculture and Life Sciences

Entomology

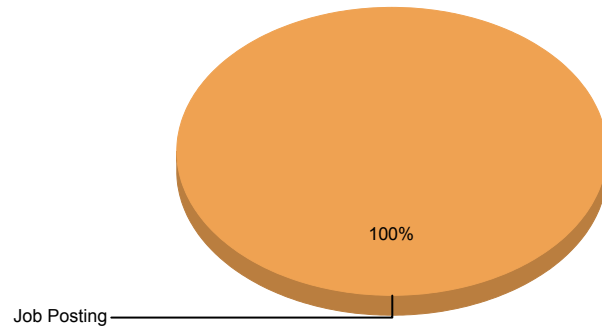
Class of 2015 Bachelor of Science Recipients

Response Rate

Number Graduated:	5
Number Responded:	3
Percent Response:	60%

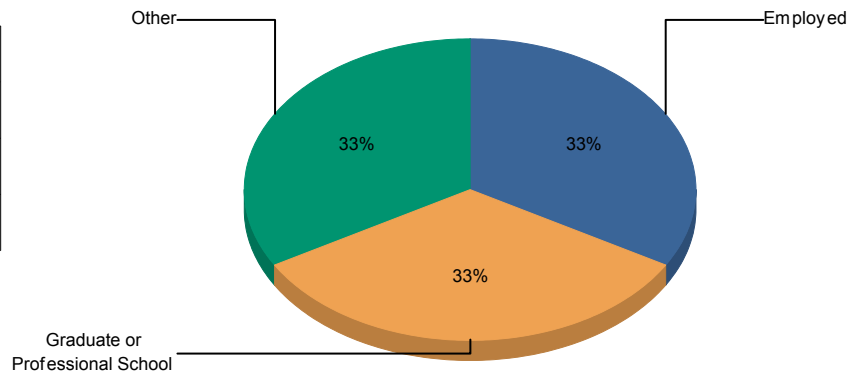
How Job Was Obtained

	Total
Job Posting	1



Summary of Activities

	Total
Employed	1
Graduate or Professional School	1
Other	1

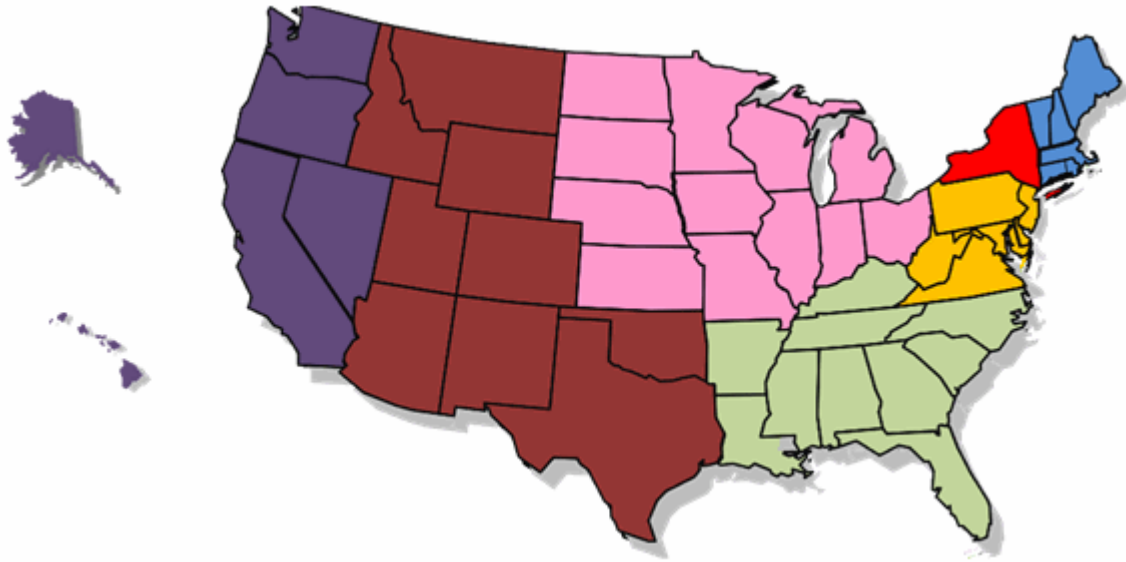


Salary Information

*Salaries are not reported when there are fewer than three responses

	2015
Number Reporting*:	1
High:	n/a
Low:	n/a
Mean:	n/a
Median:	n/a

	Min	Max	Avg	Median	Count	%
Foreign	n/a	n/a	n/a	n/a	1	100%



Employment Information

		Count
University of Hong Kong, Dept. of Ecology and Biodiversity	Research Assistant	1

Employment Fields

		Count
Research	Entomological	1

Graduate/Professional Education

			Count
University of California-Davis	Animal Behavior	PhD	1



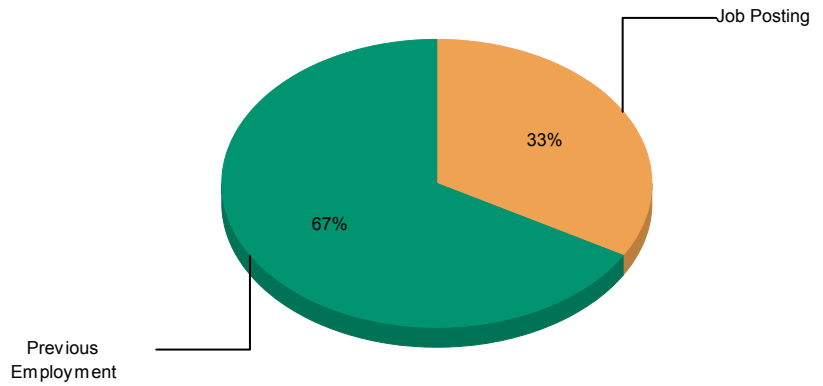
Environmental Engineering
Class of 2015 Bachelor of Science Recipients

Response Rate

Number Graduated:	15
Number Responded:	12
Percent Response:	80%

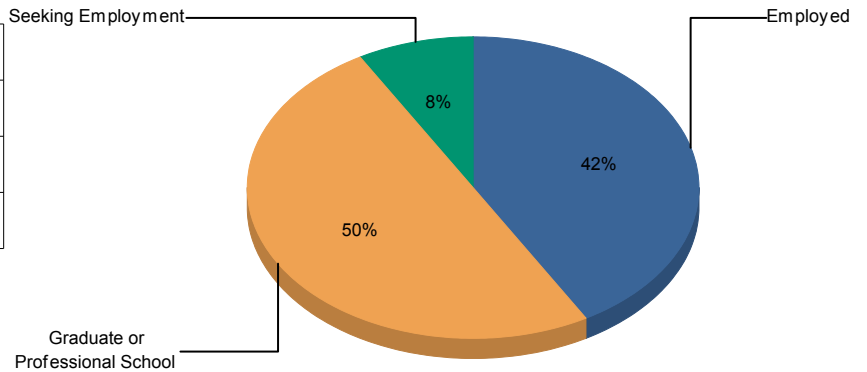
How Job Was Obtained

	Total
Previous Employment	2
Job Posting	1



Summary of Activities

	Total
Employed	5
Graduate or Professional School	6
Seeking Employment	1

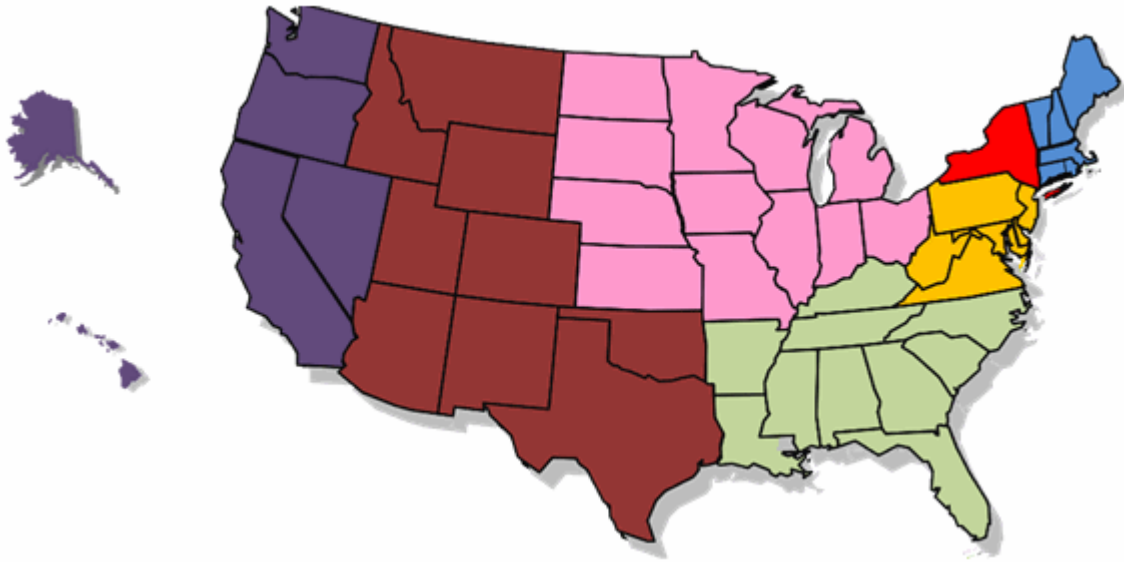


Salary Information

*Salaries are not reported when there are fewer than three responses

	2015
Number Reporting*:	3
High:	\$60,000
Low:	\$20,800
Mean:	\$43,933
Median	\$51,000

	Min	Max	Avg	Median	Count	%
NY Metro	n/a	n/a	n/a	n/a	1	33%
Upstate NY	n/a	n/a	n/a	n/a	1	33%
West	n/a	n/a	n/a	n/a	1	33%



Employment Information

		Count
AmeriCorps	Corps Member	1
Arcadis	Water Resource Engineer	1
GHD Engineering Consultants	Civil Engineer	1
H2M	Water Resources Engineer	1
Norcon, Inc.	Project Engineer	1

Employment Fields

		Count
Engineering	Engineering	4
Natural Resources & Environment	Soil/Water Conservation	1

Graduate/Professional Education

			Count
Columbia University in the City of New York	Climate And Society	MA	1
Cornell University	Civil Engineering	MEng	1
	Computer Science	MEng	1
	Engineering Management	MEng	1
	Environmental Engineering	MEng	2



Cornell University

College of Agriculture and Life Sciences

Envr/Sustainability Sciences

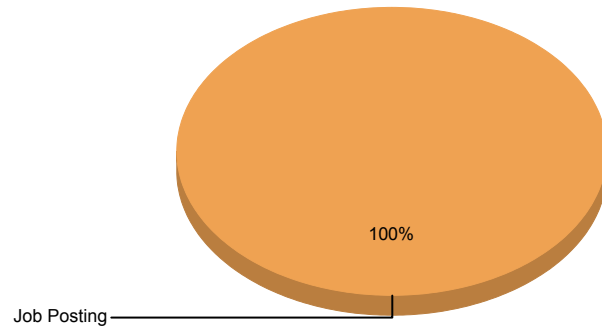
Class of 2015 Bachelor of Science Recipients

Response Rate

Number Graduated:	4
Number Responded:	4
Percent Response:	100%

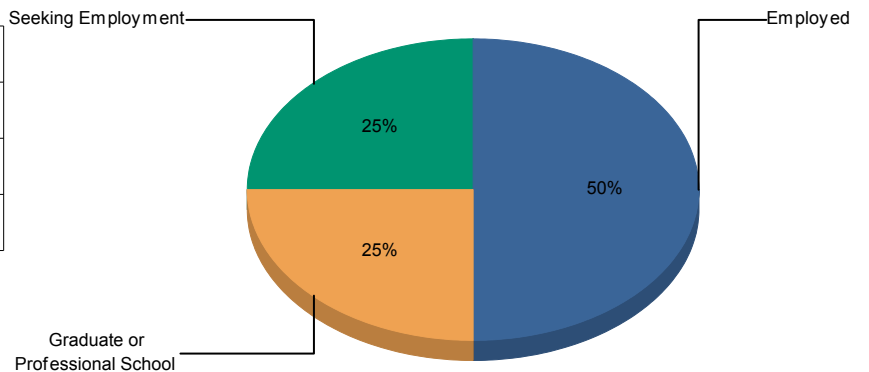
How Job Was Obtained

	Total
Job Posting	1



Summary of Activities

	Total
Employed	2
Graduate or Professional School	1
Seeking Employment	1

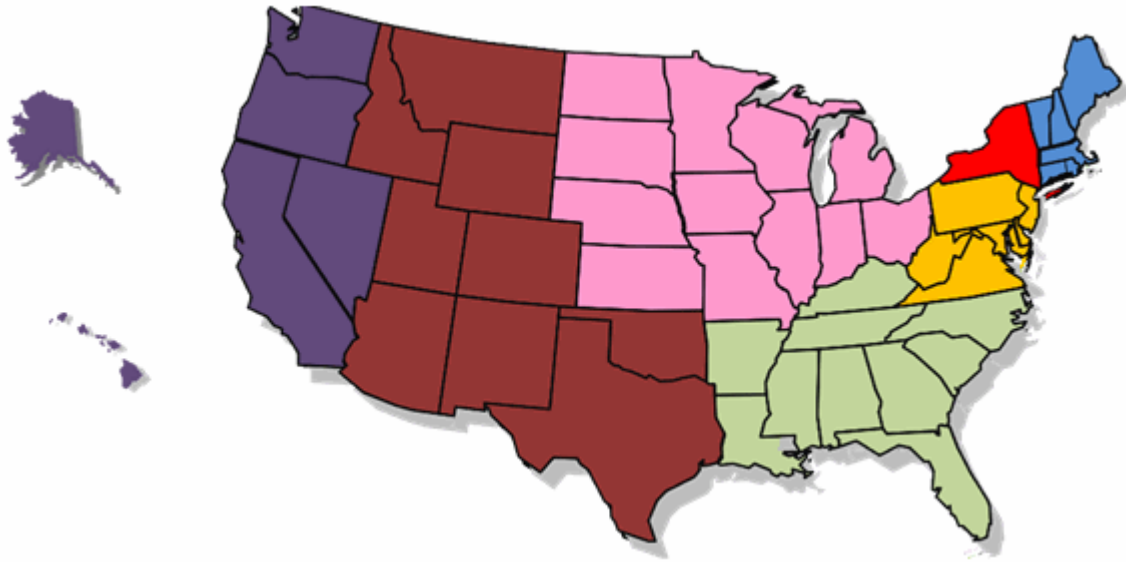


Salary Information

*Salaries are not reported when there are fewer than three responses

	2015
Number Reporting*:	1
High:	n/a
Low:	n/a
Mean:	n/a
Median	n/a

	Min	Max	Avg	Median	Count	%
Mid Atlantic	n/a	n/a	n/a	n/a	1	100%



Employment Information

		Count
Securityhunter Inc.	Business Intelligence Analyst	1
UCH Venture Capital.	Project Assistant	1

Employment Fields

		Count
General Business	Consulting	1
	Management	1

Graduate/Professional Education

			Count
Georgia Institute of Technology	Environmental Engineering	MEng	1



Cornell University
College of Agriculture and Life Sciences

Food Science

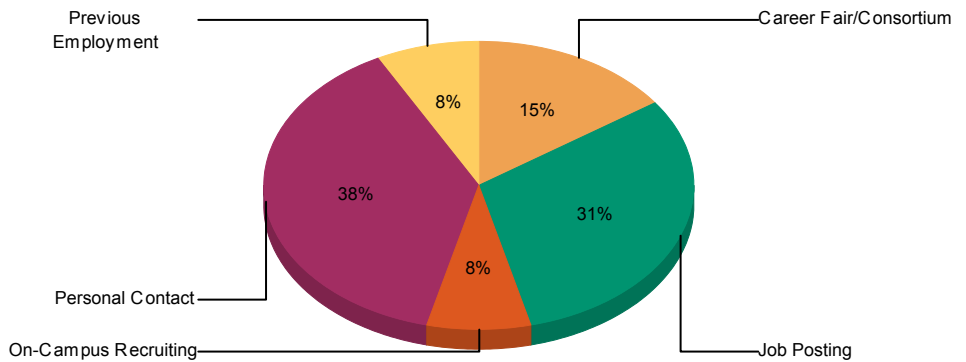
Class of 2015 Bachelor of Science Recipients

Response Rate

Number Graduated:	33
Number Responded:	32
Percent Response:	97%

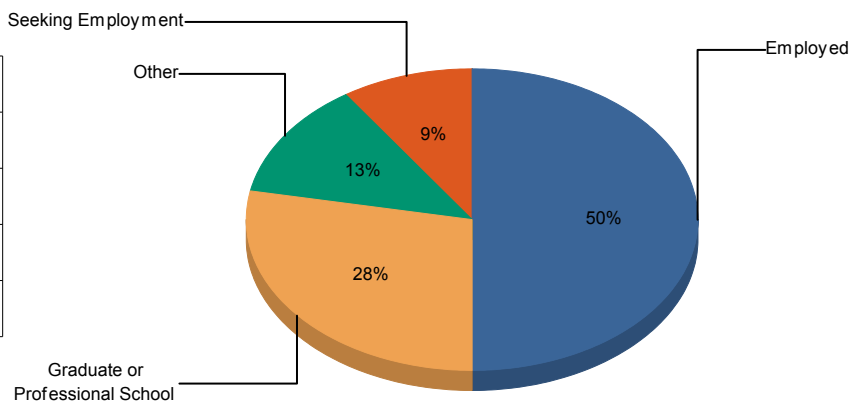
How Job Was Obtained

	Total
Personal Contact	5
Job Posting	4
Career Fair/Consortium	2
On-Campus Recruiting	1
Previous Employment	1



Summary of Activities

	Total
Employed	16
Graduate or Professional School	9
Other	4
Seeking Employment	3

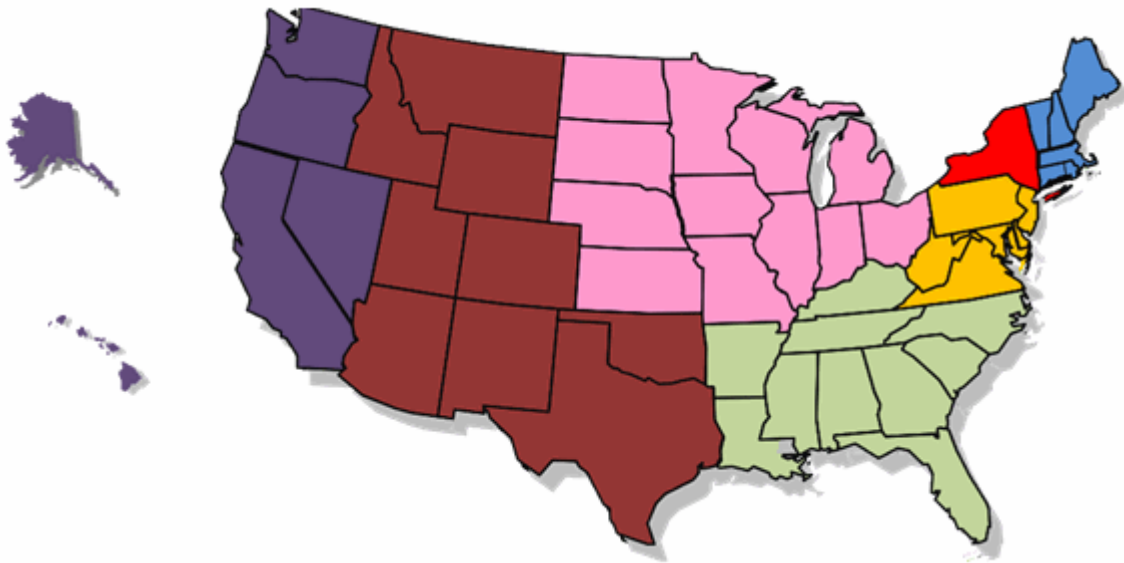


Salary Information

*Salaries are not reported when there are fewer than three responses

	2015
Number Reporting*:	12
High:	\$70,000
Low:	\$11,000
Mean:	\$50,030
Median:	\$50,500

	Min	Max	Avg	Median	Count	%
NY Metro	\$45,000	\$56,000	\$52,000	\$55,000	3	25%
Mid Atlantic	n/a	n/a	n/a	n/a	2	17%
Midwest	n/a	n/a	n/a	n/a	2	17%
New England	n/a	n/a	n/a	n/a	2	17%
Southeast	n/a	n/a	n/a	n/a	1	8%
Upstate NY	n/a	n/a	n/a	n/a	1	8%
West	n/a	n/a	n/a	n/a	1	8%



Employment Information

		Count
AmeriCorps	Teacher	1
Beachbody, LLC	Food Technologist	1
Byrne Dairy	Sales Associate	1
E. & J. Gallo Winery	Winemaking Intern	1
Ghirardelli Chocolate Company	Chocolate Technologist	1
Happy Family Brands	QFS Specification Technologist	1
International Food Network	Food Technologist	1

		Count
Kaplan Test Prep	Financial Analyst	1
L2 Inc.	Research Analyst	1
Lux Research	Research Associate	1
Oracle	Sales Representative	1
TGG Group	Associate	1
TIC Gums	Technical Service Representative	1
Unilever	Associate Food Scientist	1
	Management Trainee	1
Yancey's Fancy Cheese	Food Safety and Quality Control Technician	1

Employment Fields

		Count
Ag. Business	Manufacturing	1
Education	Teaching	1
Food Industry	Manufacturing	7
	Marketing	1
	Sales	1
General Business	Consulting	1
	Information Technology	1
	Management	1
	Sales	1
Research	Food Science	1

Graduate/Professional Education

			Count
Chinese University of Hong Kong	Food Science	PhD	1
Columbia University in the City of New York	Statistics	MA	1
Cornell University	Food Science	MS	1

			Count
Cornell University	Food Science & Technology	Master's	1
		MPS	1
		PhD	1
University of California-Davis	Food Chemistry	PhD	1
University of Connecticut	Animal Science	MS	1
University of Georgia	Food Science & Technology	PhD	1



Cornell University
College of Agriculture and Life Sciences

Information Science

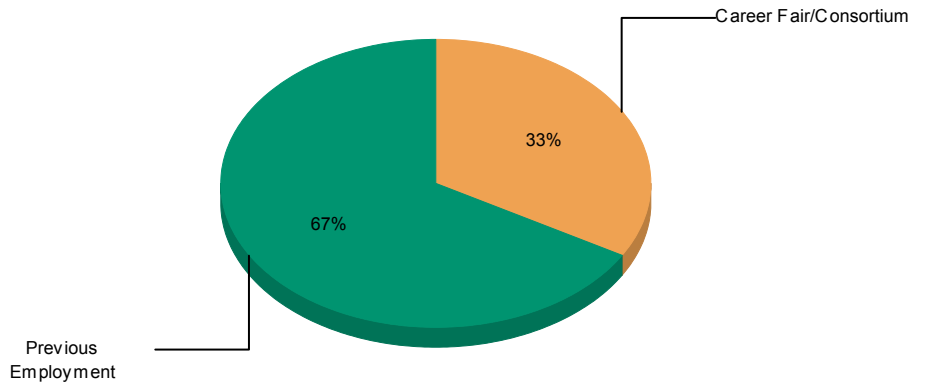
Class of 2015 Bachelor of Science Recipients

Response Rate

Number Graduated:	16
Number Responded:	13
Percent Response:	81%

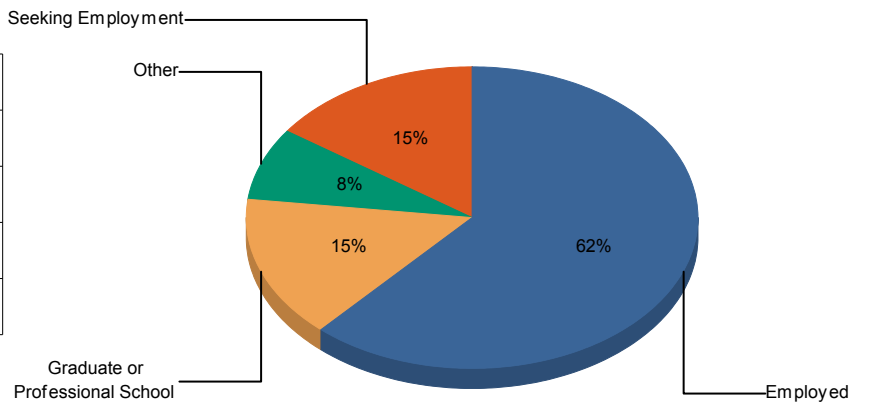
How Job Was Obtained

	Total
Previous Employment	2
Career Fair/Consortium	1



Summary of Activities

	Total
Employed	8
Graduate or Professional School	2
Other	1
Seeking Employment	2

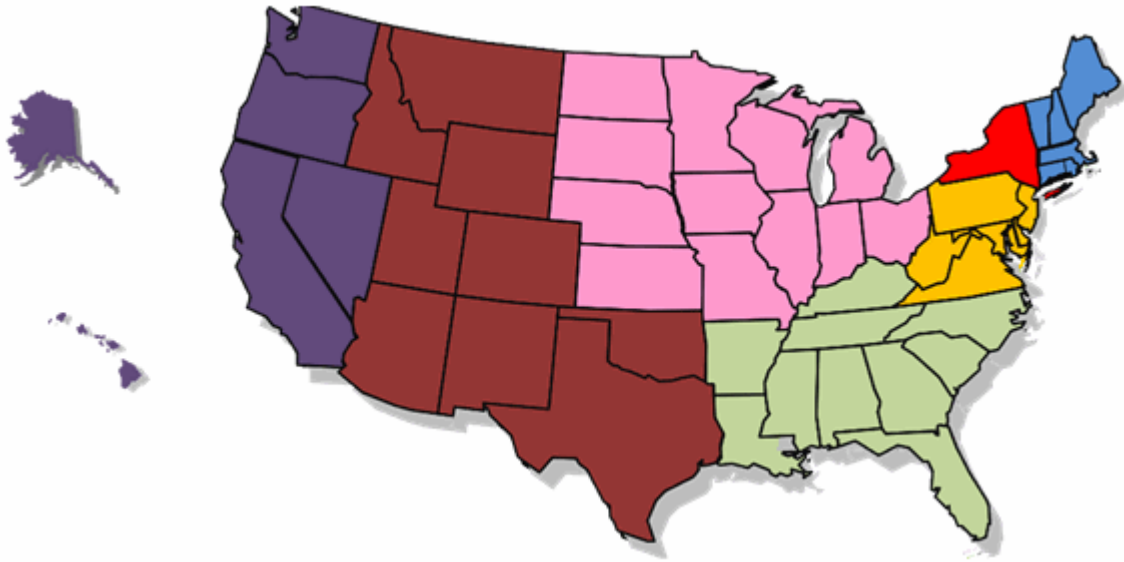


Salary Information

*Salaries are not reported when there are fewer than three responses

	2015
Number Reporting*:	3
High:	\$90,000
Low:	\$75,000
Mean:	\$83,333
Median	\$85,000

	Min	Max	Avg	Median	Count	%
Mid Atlantic	n/a	n/a	n/a	n/a	1	33%
Southeast	n/a	n/a	n/a	n/a	1	33%
West	n/a	n/a	n/a	n/a	1	33%



Employment Information

		Count
Capital One	Business Analyst	1
Computer Lab LLC	Co-Founder	1
Crow's Nest Digital LLC	Digital Analyst	1
Google Inc.	Software Engineer	1
Griffin Securities	Institutional Sales	1
IBM	User Experience Designer	1
Jet.com	Software Engineer	1
Uber	Software Engineer	1

Employment Fields

			Count
Engineering	Engineering		5
General Business	Banking/Financial Services		2
	Information Technology		1
	Management		1

Graduate/Professional Education

			Count
Cornell University	Computer Science	MEng	1
	Information Science	MPS	1



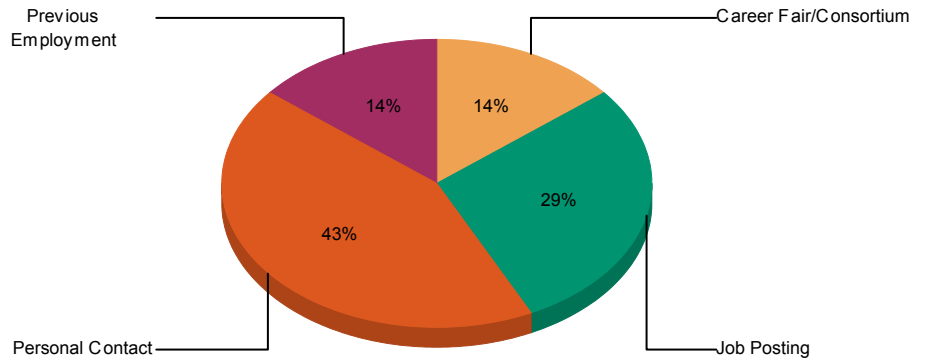
Inter Agriculture & Rural Dev
Class of 2015 Bachelor of Science Recipients

Response Rate

Number Graduated:	22
Number Responded:	16
Percent Response:	73%

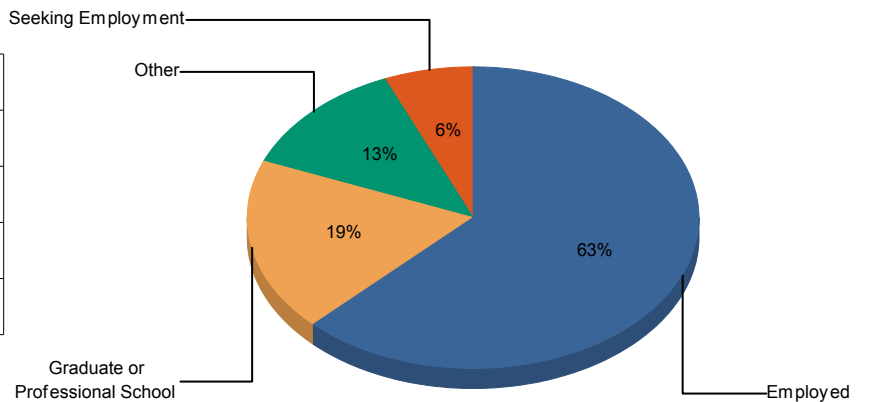
How Job Was Obtained

	Total
Personal Contact	3
Job Posting	2
Career Fair/Consortium	1
Previous Employment	1



Summary of Activities

	Total
Employed	10
Graduate or Professional School	3
Other	2
Seeking Employment	1

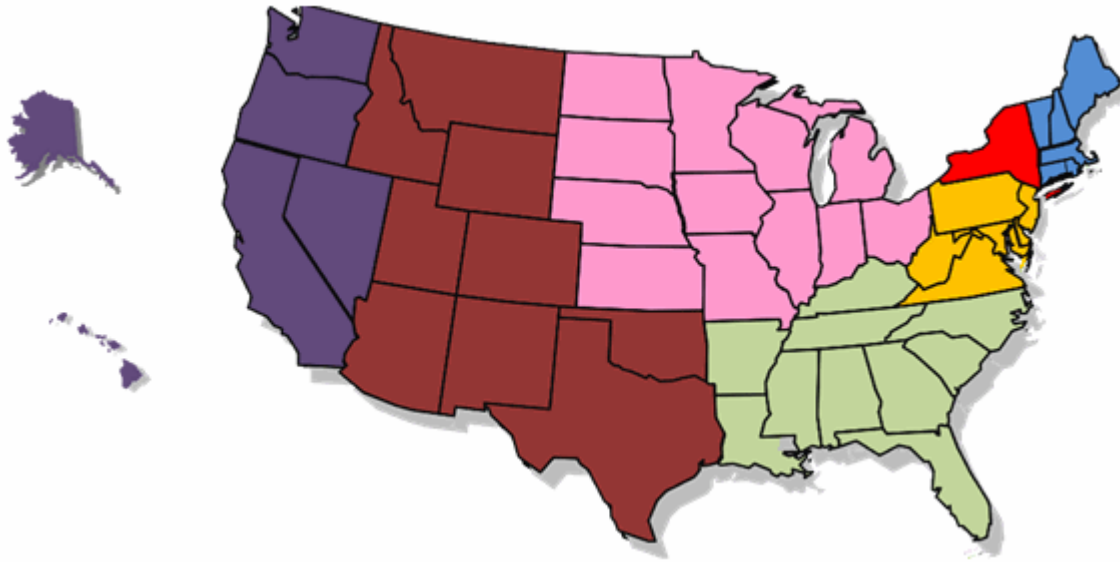


Salary Information

*Salaries are not reported when there are fewer than three responses

	2015
Number Reporting*:	8
High:	\$65,000
Low:	\$2,000
Mean:	\$33,052
Median	\$30,625

	Min	Max	Avg	Median	Count	%
Foreign	\$2,000	\$26,000	\$17,667	\$25,000	3	38%
West	\$40,664	\$65,000	\$53,921	\$56,100	3	38%
Mid Atlantic	n/a	n/a	n/a	n/a	1	13%
Upstate NY	n/a	n/a	n/a	n/a	1	13%



Employment Information

		Count
AgriCorps	AgriCorps Member	1
Cornell University	Agricultural Economic & Workforce Development Educator	1
	Laboratory Technician	1
E. & J. Gallo Winery	Enologist	1
Google Inc.	Rotation Associate	1
IceRobotics Ltd.	Intern	1
Mahindra & Mahindra	Deputy Manager	1
Smithsonian Institution	Orchid Exhibit Intern	1
Syngenta	Production Technician	1

		Count
University of California, Division of Agriculture & Natural Resources	Staff Research Associate	1

Employment Fields

		Count
Ag. Business	Manufacturing	1
	Sales/Management/Marketing	1
Cooperative Extension	Cooperative Extension	1
Education	Teaching	1
Farming	Crop/Vegetable/Fruit	1
General Business	Consulting	1
	Management	1
Horticulture	Florist/Nursery/Greenhouse	1
Research	Environmental	1
	Plant	1

Graduate/Professional Education

			Count
Columbia University in the City of New York	Climate And Society	MA	1
Norwegian University of Life Sciences	Agroecology	MS	1
Yale University	Forestry & Environmental Studies	MFS	1



Interdisciplinary Studies

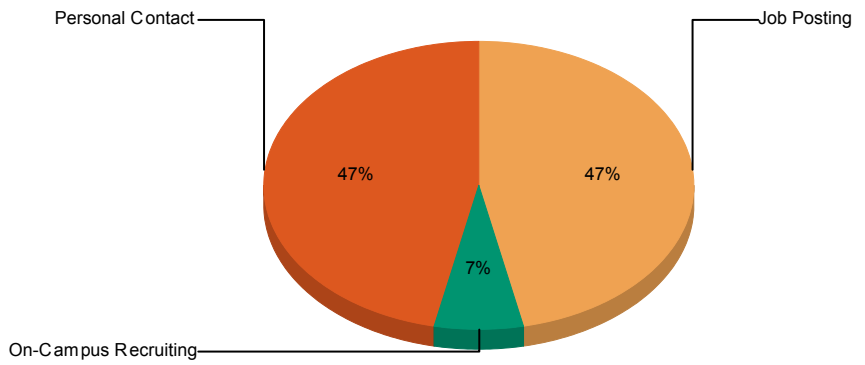
Class of 2015 Bachelor of Science Recipients

Response Rate

Number Graduated:	58
Number Responded:	29
Percent Response:	50%

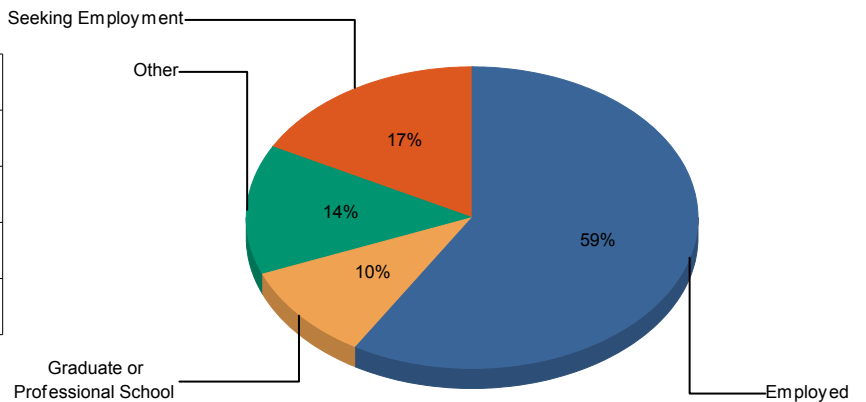
How Job Was Obtained

	Total
Job Posting	7
Personal Contact	7
On-Campus Recruiting	1



Summary of Activities

	Total
Employed	17
Graduate or Professional School	3
Other	4
Seeking Employment	5

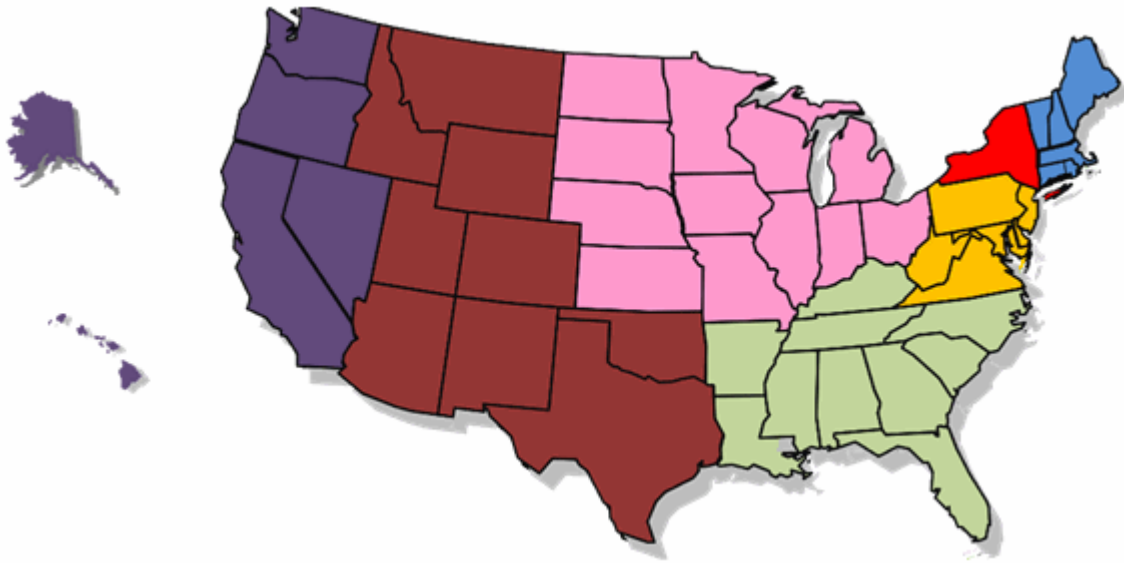


Salary Information

*Salaries are not reported when there are fewer than three responses

	2015
Number Reporting*:	15
High:	\$70,000
Low:	\$7,500
Mean:	\$38,071
Median:	\$35,360

	Min	Max	Avg	Median	Count	%
Mid Atlantic	\$7,500	\$37,700	\$26,733	\$35,000	3	20%
New England	\$28,800	\$55,000	\$37,640	\$29,120	3	20%
NY Metro	\$45,000	\$70,000	\$53,333	\$45,000	3	20%
West	\$28,080	\$35,360	\$32,813	\$35,000	3	20%
Upstate NY	n/a	n/a	n/a	n/a	2	13%
Midwest	n/a	n/a	n/a	n/a	1	7%



Employment Information

		Count
Contemporaries, Inc.	Administrative Assistant	1
Cornell University	Field Assistant and Researcher	1
Dickinson College	Assistant Men's Lacrosse Coach	1
Indus Valley Partners	Business Analyst	1
Kauai Endangered Seabird Restoration Project	Field Assistant	1
Liberty Mutual Insurance	Inside Commercial Auto Representative	1
MarketShare	Modeling Analyst	1
Mohawk Valley Community College	Project Assistant	1

		Count
MRAG Americas	Fisheries Observer	1
NAMI	Youth and Programs Coordinator	1
National Institutes of Health	Research Fellowship at the NIH	1
NYC Department of Education	Biology Teacher with NYC Teaching Fellows	1
Professional NBA Team	Account Executive	1
Saxby's Coffee	Leadership Development Team	1
Sofia Crokos Events	Assistant Event Coordinator	1
Solebury Communications Group	Analyst	1
Trigger Direct	Marketing Assistant	1

Employment Fields

		Count
Education	Administrative/Support Services	2
	Teaching	1
Food Industry	Management	1
General Business	Event Management	1
	Information Technology	1
	Insurance	1
Natural Resources & Environment	Natural Resources Management	2
Other:	Architecture	1
	Financial Services	1
	Investor Relations	1
	Marketing	1
Research	Biological	1
	Mathematics/Statistics	1
Social Services/Nonprofit	Social Services/Nonprofit	1
Sports	Sports	2

Graduate/Professional Education

			Count
Cornell University	Information Science	MPS	1
Harvard University	Chemistry & Chemical Biology	PhD	1
Vanderbilt University	Human Development Counseling	Master's	1



Landscape Architecture

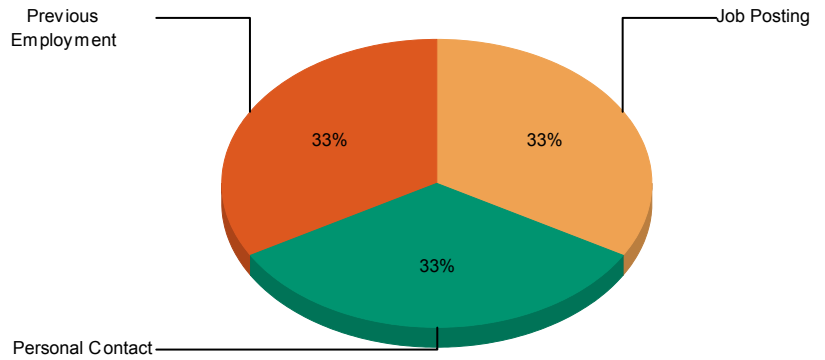
Class of 2015 Bachelor of Science Recipients

Response Rate

Number Graduated:	10
Number Responded:	6
Percent Response:	60%

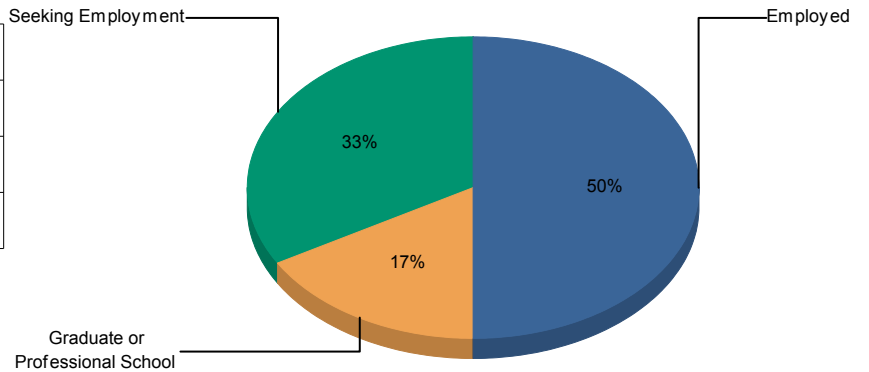
How Job Was Obtained

	Total
Job Posting	1
Personal Contact	1
Previous Employment	1



Summary of Activities

	Total
Employed	3
Graduate or Professional School	1
Seeking Employment	2

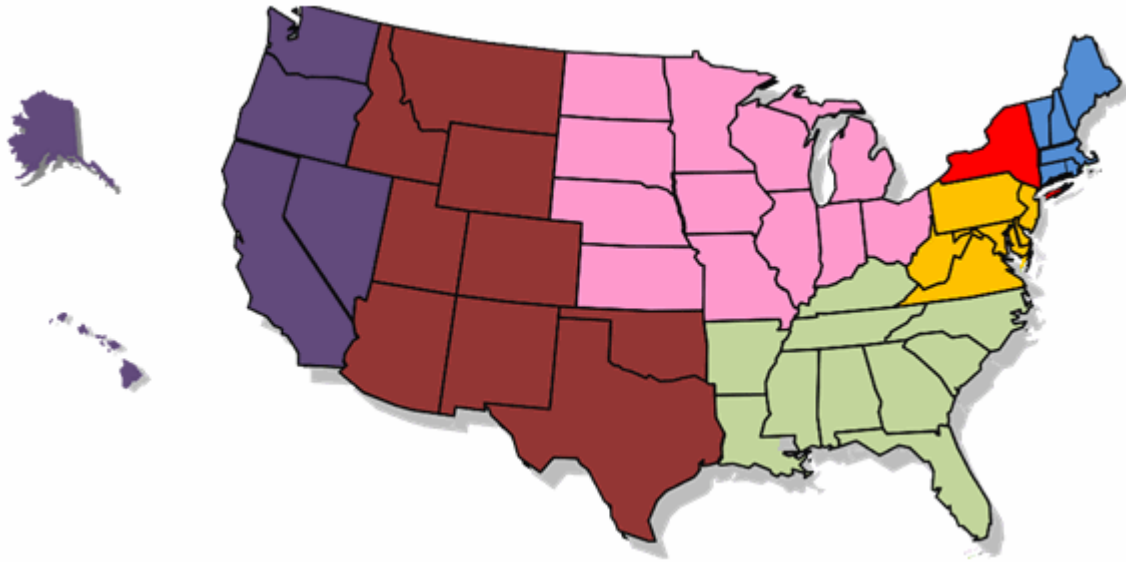


Salary Information

*Salaries are not reported when there are fewer than three responses

	2015
Number Reporting*:	3
High:	\$50,000
Low:	\$28,454
Mean:	\$39,818
Median:	\$41,000

	Min	Max	Avg	Median	Count	%
NY Metro	n/a	n/a	n/a	n/a	1	33%
Upstate NY	n/a	n/a	n/a	n/a	1	33%
West	n/a	n/a	n/a	n/a	1	33%



Employment Information

		Count
LaGuardia Design	Landscape Architect Associate	1
United States Forest Service	Fuels Technician	1
Yost Designs, LLC	Landscape Designer	1

Employment Fields

		Count
Landscape Architecture	Landscape Architecture	2
Natural Resources & Environment	Natural Resources Management	1

Graduate/Professional Education

			Count
University of Chicago	Law	JD	1



Natural Resources

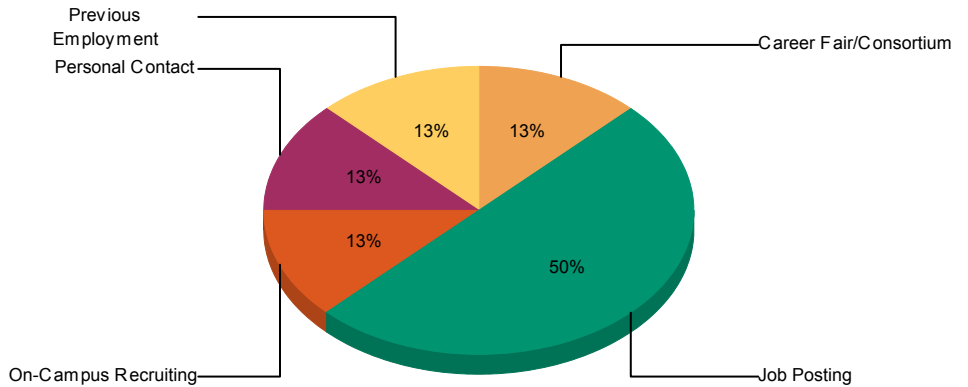
Class of 2015 Bachelor of Science Recipients

Response Rate

Number Graduated:	38
Number Responded:	26
Percent Response:	68%

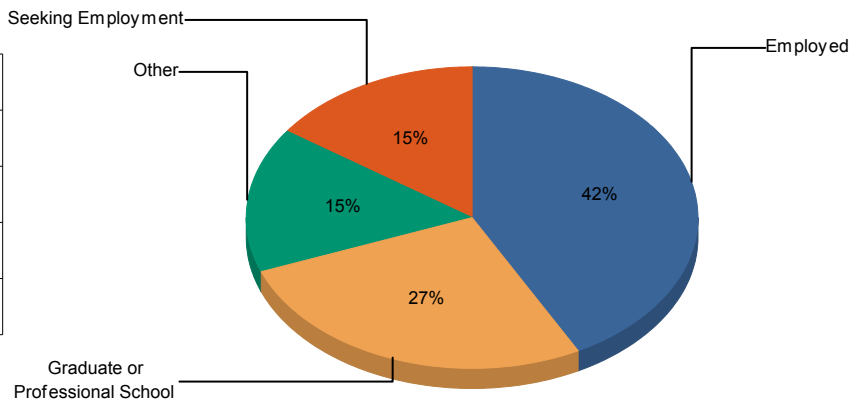
How Job Was Obtained

	Total
Job Posting	4
Career Fair/Consortium	1
On-Campus Recruiting	1
Personal Contact	1
Previous Employment	1



Summary of Activities

	Total
Employed	11
Graduate or Professional School	7
Other	4
Seeking Employment	4

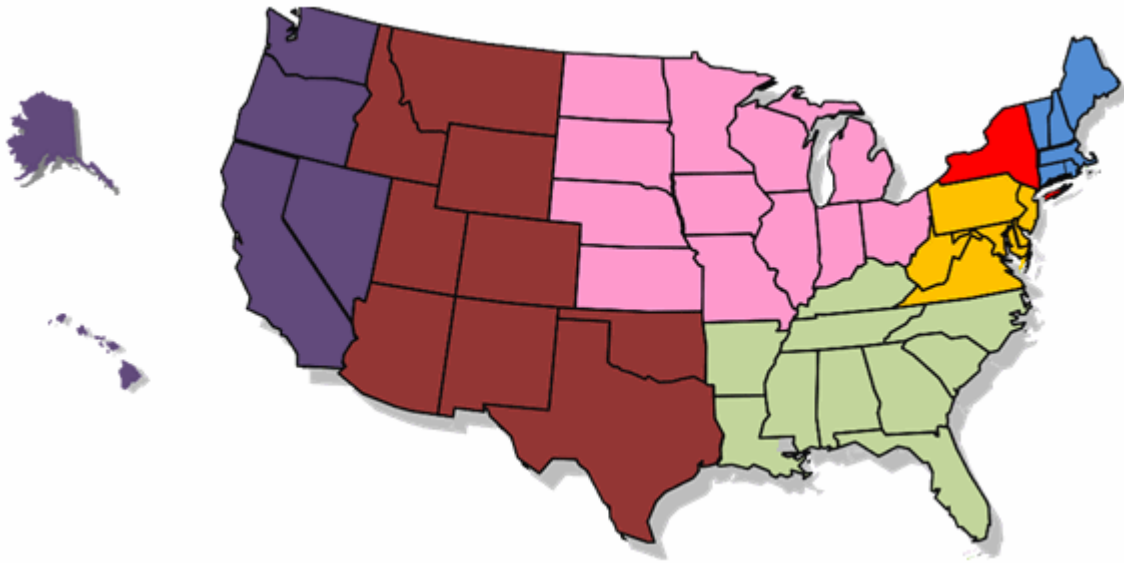


Salary Information

*Salaries are not reported when there are fewer than three responses

	2015
Number Reporting*:	6
High:	\$50,000
Low:	\$2,000
Mean:	\$28,480
Median	\$26,000

	Min	Max	Avg	Median	Count	%
Foreign	n/a	n/a	n/a	n/a	1	17%
Midwest	n/a	n/a	n/a	n/a	1	17%
New England	n/a	n/a	n/a	n/a	1	17%
NY Metro	n/a	n/a	n/a	n/a	1	17%
Southeast	n/a	n/a	n/a	n/a	1	17%
Upstate NY	n/a	n/a	n/a	n/a	1	17%



Employment Information

		Count
AgriCorps	AgriCorps Member	1
Hop Head Farms, LLC	Hopyard Intern	1
Indier	Outdoor Educator	1
Museum of Science Boston	Environmental Scientist	1
New York State Farm Bureau	Public Policy Director	1
Perkins Coie	Transactional Document Processor	1
Teach for America	Corps Member	1
Veolia Water North America	Associate	1

		Count
Walt Disney Company (The)	Integrated Pest Management	1
Wildlife Conservation Society	Wildlife Conservation Teaching Fellow	1
Yosemite National Park	Wildlife Technician Intern	1

Employment Fields

		Count
Education	Teaching	4
Farming	Crop/Vegetable/Fruit	1
General Business	Management	1
Horticulture	Florist/Nursery/Greenhouse	1
Law/Legal Services	Law/Legal Services	1
Natural Resources & Environment	Natural Resources Management	1
Social Services/Nonprofit	Social Services/Nonprofit	1
Zoos/Museums	Zoos/Museums	1

Graduate/Professional Education

			Count
Harvard University	Sustainability	MS	1
Imperial College	Environmental And Energy Policy	MS	1
Northeastern University	Marine Biology	MS	1
University of Amsterdam	Environmental Management	MSC	1
University of Notre Dame	Biological Sciences	PhD	1
University of Washington	Marine And Fisheries Science	PhD	1
Virginia Institute of Marine Science	Marine Science	PhD	1



Cornell University
College of Agriculture and Life Sciences

Nutritional Sciences

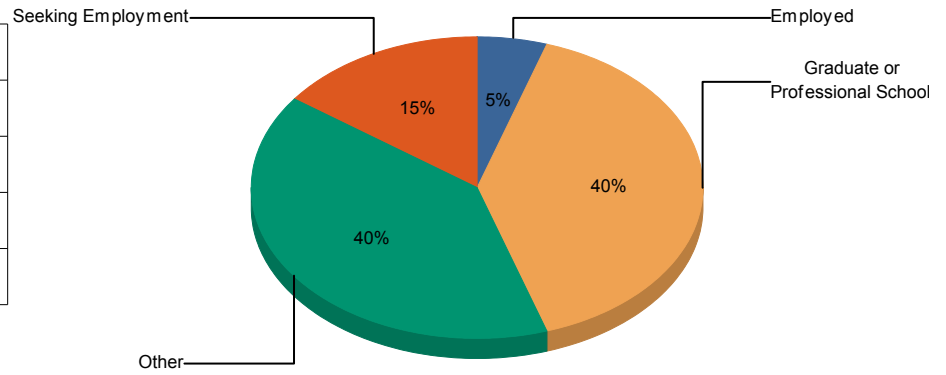
Class of 2015 Bachelor of Science Recipients

Response Rate

Number Graduated: 23
 Number Responded: 20
 Percent Response: 87%

Summary of Activities

	Total
Employed	1
Graduate or Professional School	8
Other	8
Seeking Employment	3



Employment Information

		Count
Kaiser Permanente	Nutrition Partner	1

Employment Fields

		Count
Healthcare	Human Medicine	1

Graduate/Professional Education

			Count
Boston University	Dietetic Internship	MS	1
Cornell University	Dietetic Internship	RD	1
Johns Hopkins University	Public Health	MPH	1
Life University	Chiropractic	Other Medical, DC	1
Simmons College	Dietetic Internship	MS	1
SUNY at Buffalo	Dietetic Internship	MS	1
	Medicine	MD	2



Plant Sciences

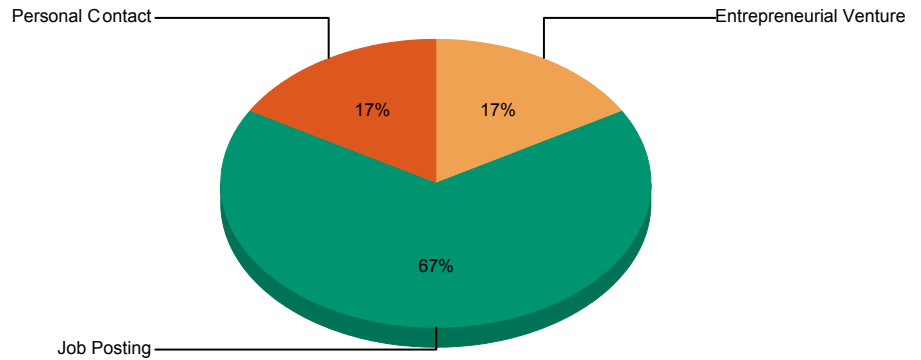
Class of 2015 Bachelor of Science Recipients

Response Rate

Number Graduated:	19
Number Responded:	15
Percent Response:	79%

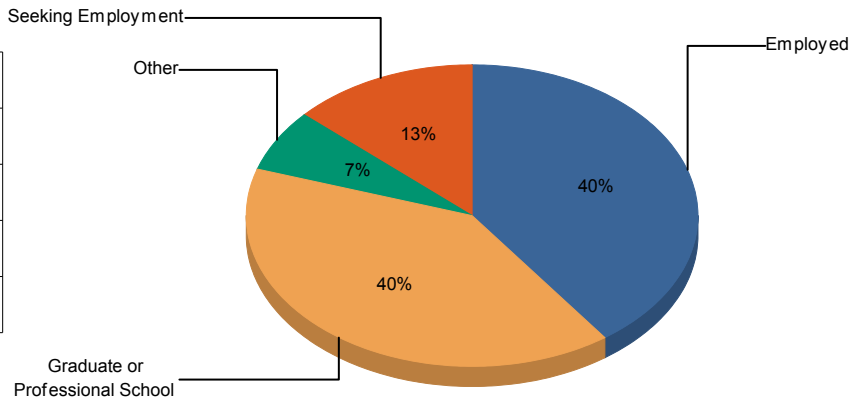
How Job Was Obtained

	Total
Job Posting	4
Entrepreneurial Venture	1
Personal Contact	1



Summary of Activities

	Total
Employed	6
Graduate or Professional School	6
Other	1
Seeking Employment	2

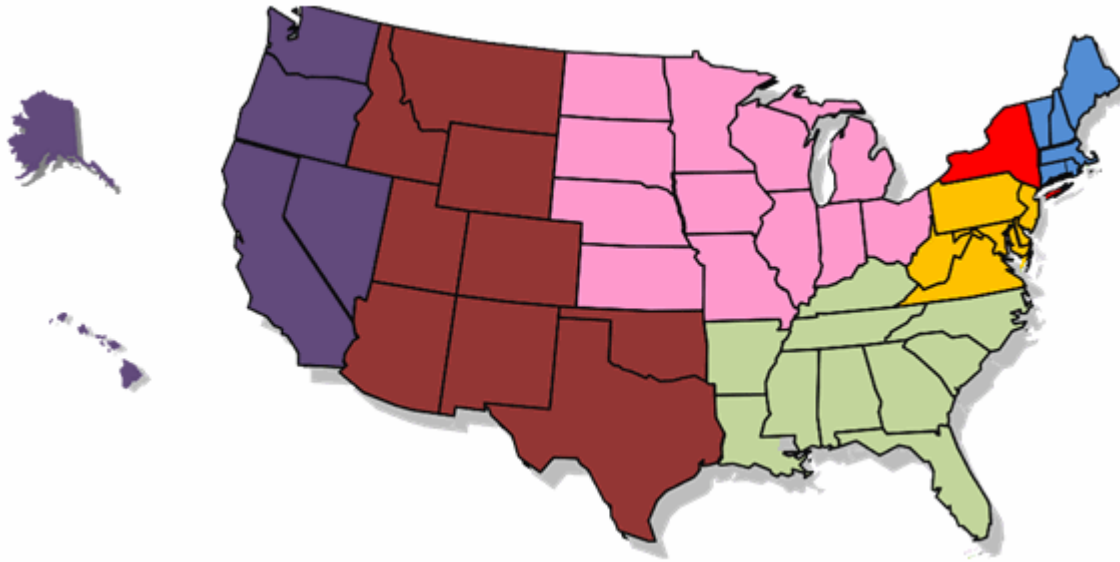


Salary Information

*Salaries are not reported when there are fewer than three responses

	2015
Number Reporting*:	4
High:	\$41,600
Low:	\$3,000
Mean:	\$18,650
Median:	\$15,000

	Min	Max	Avg	Median	Count	%
New England	n/a	n/a	n/a	n/a	1	25%
NY Metro	n/a	n/a	n/a	n/a	1	25%
Southwest	n/a	n/a	n/a	n/a	1	25%
Upstate NY	n/a	n/a	n/a	n/a	1	25%



Employment Information

		Count
Columbia University	Lab Technician	1
Cornell University	Field Technician	1
Monrovia Plants	Ornamental Horticulture Assistant	1
Pangea Farm LLC	Certified Organic Produce Farmer	1
Red Jacket Orchards	Assistant Orchard Manager	1
Youth Garden Project	Program Instructor	1

Employment Fields

			Count
Ag. Business	Sales/Management/Marketing		1
Farming	Crop/Vegetable/Fruit		1
Horticulture	Florist/Nursery/Greenhouse		2
Research	Biological		1
	Plant		1

Graduate/Professional Education

			Count
Rutgers University	Plant Biology	PhD	1
Texas A & M University	Plant Pathology	PhD	1
University of Illinois at Urbana-Champaign	Crop & Soil Sciences	MS	1
		PhD	1
University of Pennsylvania	Genomics And Computational Biology	PhD	1
West Virginia University	Plant Pathology	Master's	1



Cornell University
College of Agriculture and Life Sciences

Science of Earth Systems

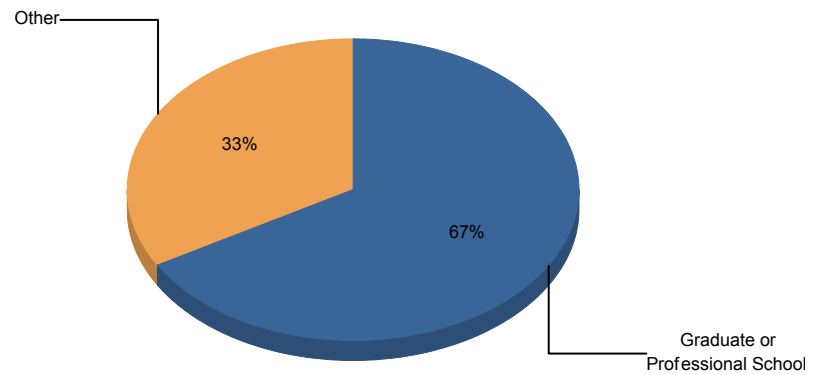
Class of 2015 Bachelor of Science Recipients

Response Rate

Number Graduated: 6
 Number Responded: 6
 Percent Response: 100%

Summary of Activities

	Total
Graduate or Professional School	4
Other	2



Graduate/Professional Education

			Count
Cornell University	Atmospheric Sciences	PhD	1
Rice University	Geophysics	PhD	1
University of Pennsylvania	Geological Sciences	PhD	1
University of Washington	Biological Oceanography	PhD	1



Cornell University
College of Agriculture and Life Sciences

Science of Nat & Envir Sys

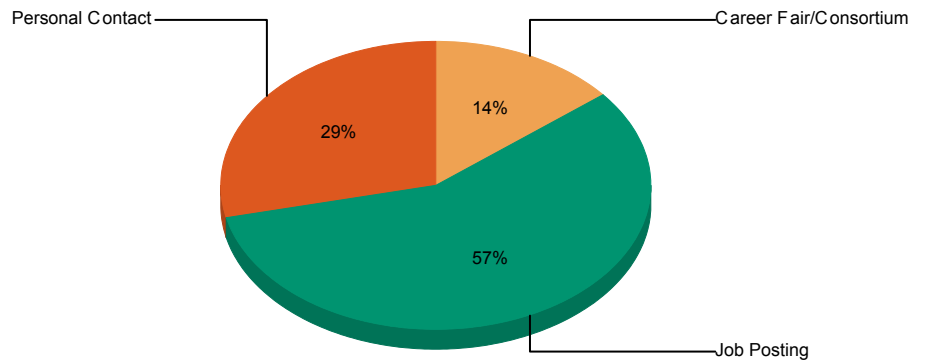
Class of 2015 Bachelor of Science Recipients

Response Rate

Number Graduated:	19
Number Responded:	19
Percent Response:	100%

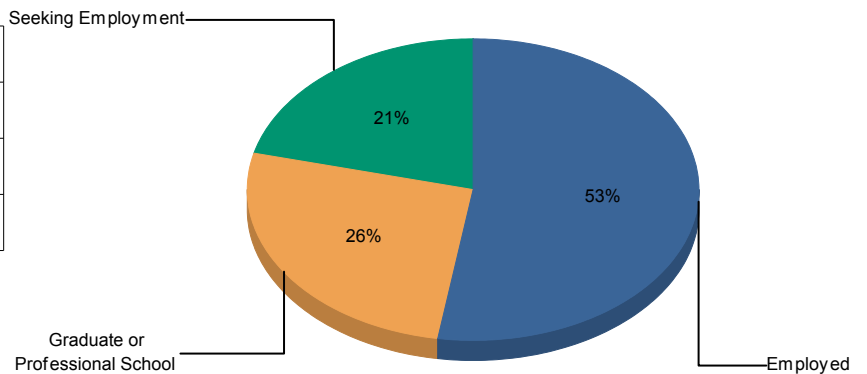
How Job Was Obtained

	Total
Job Posting	4
Personal Contact	2
Career Fair/Consortium	1



Summary of Activities

	Total
Employed	10
Graduate or Professional School	5
Seeking Employment	4

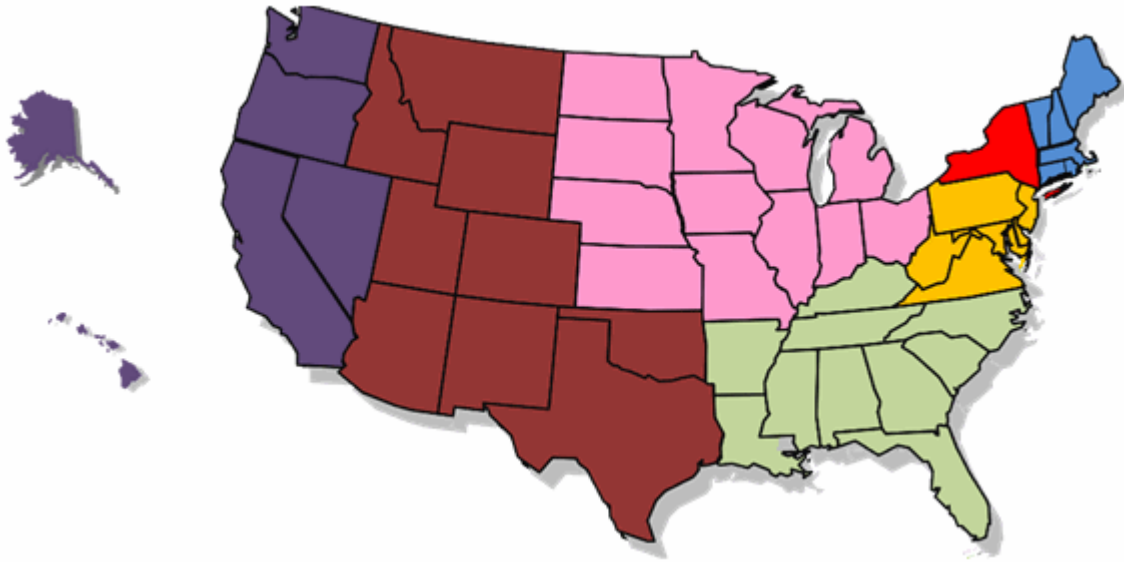


Salary Information

*Salaries are not reported when there are fewer than three responses

	2015
Number Reporting*:	6
High:	\$65,000
Low:	\$29,120
Mean:	\$45,607
Median:	\$45,000

	Min	Max	Avg	Median	Count	%
Mid Atlantic	n/a	n/a	n/a	n/a	2	33%
New England	n/a	n/a	n/a	n/a	2	33%
NY Metro	n/a	n/a	n/a	n/a	1	17%
Upstate NY	n/a	n/a	n/a	n/a	1	17%



Employment Information

		Count
AmeriCorps	Fishery Technician	1
Bain & Company	Consultant	1
Chapman Construction/Design	Project Assistant	1
Cornell University	Field Technician	1
Fidelity Investments	Brokerage Operations Representative	1
Great Basin Institute (The)	Arid Land Seed Collection Intern	1
JBG Companies	Financial Analyst	1
Resource Energy Systems	Energy Analyst	1
Taylor Shellfish Farms	Farm Manager	1

		Count
Veolia Environment	Peer Performance Solutions Intern	1

Employment Fields

		Count
Farming	Dairy/Livestock	1
General Business	Banking/Financial Services	1
	Consulting	1
	Real Estate	1
Natural Resources & Environment	Consulting	1
	Energy Production	1
	Natural Resources Management	2
Other:	Construction Management	1
Research	Environmental	1
	Social Science	1

Graduate/Professional Education

			Count
SUNY College of Environmental Science and Forestry	Environmental Studies	MS	1
Touro College	Medicine	Other Medical, DO	1
Tulane University	Management	MA	1
University of South Florida	Marine Science	MS	1
Yale University	Environmental Engineering	PhD	1



Viticulture and Enology

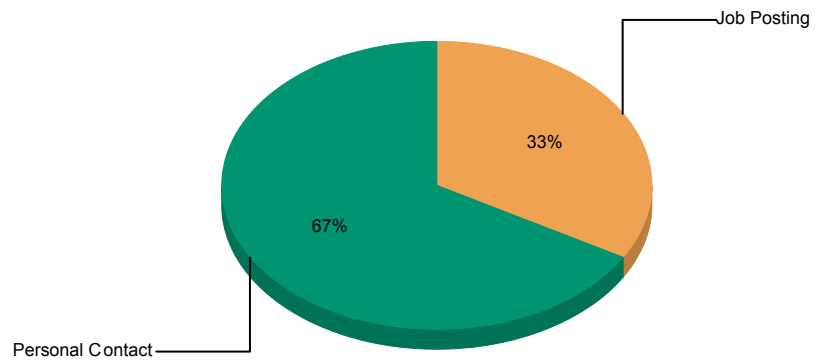
Class of 2015 Bachelor of Science Recipients

Response Rate

Number Graduated:	9
Number Responded:	9
Percent Response:	100%

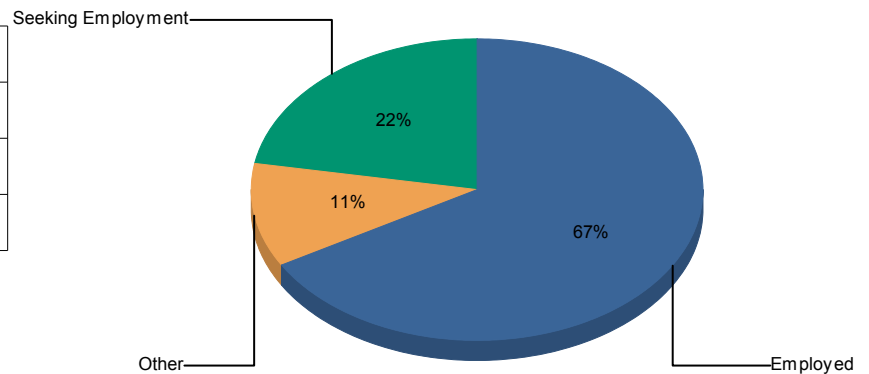
How Job Was Obtained

	Total
Personal Contact	2
Job Posting	1



Summary of Activities

	Total
Employed	6
Other	1
Seeking Employment	2

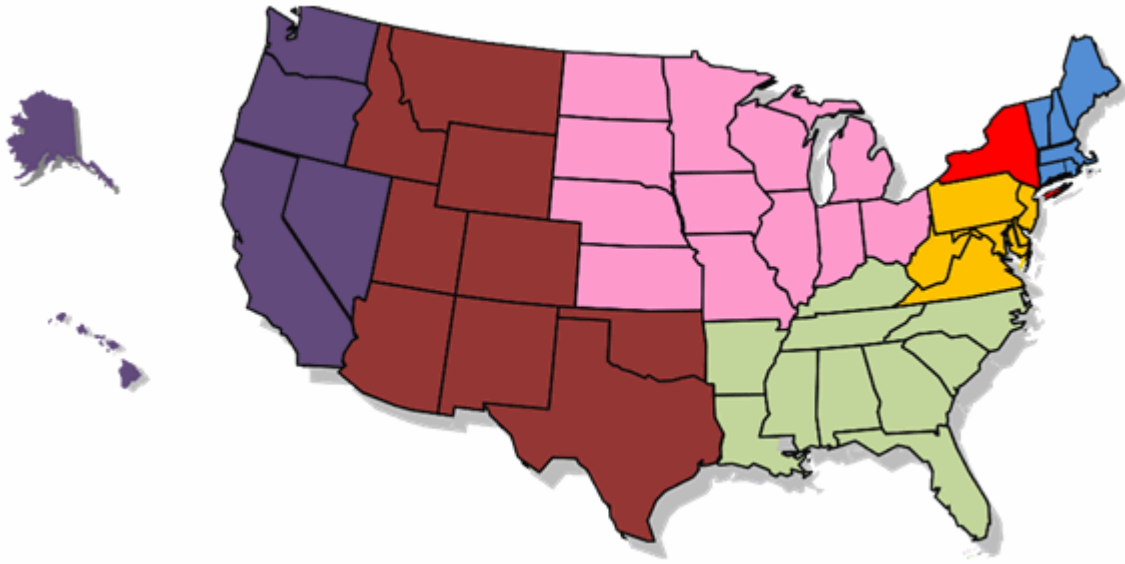


Salary Information

*Salaries are not reported when there are fewer than three responses

	2015
Number Reporting*:	3
High:	\$41,600
Low:	\$36,400
Mean:	\$39,667
Median:	\$41,000

	Min	Max	Avg	Median	Count	%
Southeast	n/a	n/a	n/a	n/a	1	33%
Upstate NY	n/a	n/a	n/a	n/a	1	33%
West	n/a	n/a	n/a	n/a	1	33%



Employment Information

		Count
Boisset Collection	Viticulture Technician	1
E. & J. Gallo Winery	New Product Enologist	1
Red Jacket Orchards	Assistant Orchard Manager	1
Revelry Vintners	Cellar Hand	1
Teach for America	Science Teacher	1
Venture for America	Fellow	1

Employment Fields

		Count
Ag. Business	Manufacturing	1
	Sales/Management/Marketing	1
Education	Teaching	1
Farming	Crop/Vegetable/Fruit	2
Social Services/Nonprofit	Social Services/Nonprofit	1